



School Census Report - 2017

Ministry of Education- Sri Lanka



*Prepared By: Statistics Branch
Ministry of Education*

PREFACE

Accurate and updated information is an essential tool in decision making related to policy formulation. The Statistics Branch of the Ministry of Education has carried out annual school censuses during the past five decades, which serves as the major source of education data and information. Data gathered is expected to help the planners to diagnose past trends, reveal strengths and weaknesses of the general (School) education system and to be used as basis for identifying the agenda for future development.

This major annual task has been successfully carried out with active corporation and contribution of various officials at all levels in the general education system and therefore, my appreciation goes to the officials of the Provincial Departments of Education, Zonal Education Offices, Divisional Education Offices and the Principals of all the schools for their corporation extended in making this process a success. The contribution given by the Principals of Private Schools and Heads of Special Schools, International Schools, Teacher Training Colleges, National Colleges of Education and Pirivenas also is greatly appreciated.

This publication has been organized and prepared by the Statistics Branch of this Ministry. I wish to thank them for their hard work in bringing out this publication.

I hope the information given in this publication would be of immense use to policy makers, planners in the education sector and the researchers in educational pursuits.

M.M. Wehella

.....
Dr. (Mrs) M.M.Wehella
Additional Secretary
Policy Planning & Performance Review
Ministry of Education
"Isurupaya"
Battaramulla

20th June 2018

Contents

	Page No.
Preface	i
Contents	ii
List of Tables	iii
List of Figures	v
Basic information in Government schools (Summary)	01
Introduction	02
Administrative system of education	02
Annual Report, School Census - 2017	03
1.Information about government schools	03
Functional grade wise comparison of basic information	03
Comparison of basic information by type of school	04
Schools by functional grade	05
Schools by medium of instruction	06
Schools by size of student population	06
2.Student information	08
Students by medium of study and province	08
3.Teacher information	09
Teachers by major qualification category	09
Gross student teacher ratios in government schools	10
Student teacher ratio by various types school	10
Student teacher ratio in 1 teacher and 2 teacher schools	11
Student teacher ratio by appointment category of teachers	11
4.Grade one new admissions	12
Admissions to Grade one by gender and medium of study	12
5.Computers availability for students	13
Computers availability for students in studies	13
Tables in details	14-56
Appendix: Details of Provincial, zonal & divisional educational offices	57-71

List of Tables

	Page No.
1.1: Districts, Education Zones and Education Divisions by province	02
1.2: Schools, Students, Teachers and Grade 1 admissions by functional grade (type) of school	03
1.3: Schools by Students and Teachers	04
1.4: Schools by functional grade and province	05
1.5: Number and Percentage of Schools by number of teachers	05
1.6: Schools by medium of instruction and province	06
1.7: Schools by size of students population and province	06
1.8: Students by medium of study and province	08
1.9: Teachers by major qualification category & province	09
1.10: STR by functional grade, sex of student and medium of instruction	10
1.11: No. of 1 teacher and 2 teacher in schools by student teacher ratio	11
1.12: Student Teacher ratio (STR) by province	11
1.13 Grade 1 admissions by medium, gender and province	12
1.14 Computers availability for students in studies	13
Schools	
Table 1- Schools, Students, Teachers and Grade 1 admissions of national Schools and Provincial Schools by functional grade of schools	14
Table 2 - Functioning government schools by functional grade and district	15
Table 3 - Functioning schools by sex of students, medium of instruction and district	16
Table 4 -Government schools by functional grade span	18
Table 5 - Functioning schools by medium of instruction, sex of students and functional grade (type)	19
Table 6 - Student by gender, medium of study and functional grade of schools	19
Table 7 - National and Provincial Schools and their student enrolment by district	20
Table 8 - Students by gender, medium of study and district	21
Table 9 - Students by school grade and district	22
Table 10 - Government schools and their students' enrolment by functional grade and district	24
Table 11 - Schools by size of students' population and district	25
Table 12 -Schools by functional grade, sex of students, and size of students' population	26
Table 13 -Schools by medium of instruction and size of students' population	27
Teachers	
Table 14 -Teachers by category of appointment and district	28
Table 15 -Teachers by category of appointment ,district and sex	29
Table 16 -Government schools and teachers by functional grade	30
Table 17 -Teachers by functional grade, district and sex	31
Table 18- Government Schools by size of teacher population and district	32
Gross pupil teacher ratio	
Table 19 -Gross pupil teacher ratios by category of teacher and district	33
Table 20 -Gross pupil teacher ratios by functional grade of school, sex of students and district	34
Table 21 -Gross pupil teacher ratios by medium of instruction of school and district	35
Table 22 -Schools by gross pupil teacher ratio and district	36

Table 23 -Schools by functional grade, sex of students and gross pupil teacher ratio group	37
Table 24 -Schools by medium of instructions and gross pupil teacher ratio group	38
Table 25 -Schools by gross pupil teacher ratio and number of teachers in school	39
Grade one new admissions	
Table 26 - Grade one new admissions by gender, medium of study and district	40
Table 27 - Grade one new admissions by gender, functional grade of school and district	41
Table 28 -Schools by functional grade, sex of students and size of grade one new admissions	42
Table 29 – Schools by medium of instructions and size of grade one admissions	43
Table 30 - Schools by size of grade one new admissions and district	44
Table 31 – Fee levying conditions of Private schools and their functional grade	45
Table 32 – Students and Teachers of Private schools	46
Table 33 – Private Schools ‘teachers by category of appointment and sex	47
Table 34- Special school and their students and teachers	48
Table 35 – Pirivenas and their students and teachers	49
Table 36 – Teachers training Colleges and their trainees, academic staff & nonacademic staff	50
Table 37 – National Colleges of Education and their trainees, academic staff & nonacademic staff	51
Table 38 – Computers availability for students	52
Table 39 – Percentage of schools having Electricity facilities	53
Table 40 - Percentage of schools by drinking Water sources	54
Table 41 – Details of schools, students & teachers in Government and Non-Government schools by province in Sri Lanka.	55

List of Figures

	Page No
1.1: Distribution of school information by type	04
1.2: Schools by size of student population	08
1.3: Student by medium of study	09
1.4: Percentage of teachers by appointment category	10
1.5: Grade 1 new admission by gender and province	12
1.6: Computers availability for students in studies	13

Basic Information in Government Schools, 2017

<i>Schools</i>		<i>Students</i>	
All Schools	10,194	All Students	4,165,964
1AB Schools	1,029	1AB Schools	1,657,886
1C Schools	1,818	1C Schools	1,033,277
Type 2 Schools	3,288	Type 2 Schools	793,963
Type 3 Schools	4,059	Type 3 Schools	680,838
Medium of instruction		Students by gender	
Sinhala only	6,332	Male students	2,059,805
Tamil only	3,009	Female students	2,106,159
Sinhala & Tamil	75	Level of Students	
Sinhala & English	558	Primary (Grade 1-5 & Special Education)	1,700,675
Tamil & English	173	Junior Secondary (Grade 6-9)	1,331,069
Sinhala, Tamil & English	47	Senior Secondary (Grade 10-11)	621,520
Student Population by Schools		Collegiate (Grade 12-13)	512,700
1-50 students	1,486	Medium	
51-100 students	1,560	Sinhala Medium	3,055,926
101-150 students	1,138	Tamil Medium	1,025,318
151-200 students	977	English Medium	84,720
201-500 students	2,690	National Schools	811,164
501-1000 students	1,375	Provincial Schools	3,354,800
1001-1500 students	425		
1501-2000 students	215	Teachers	
2001-3000 students	194	All Teachers	241,591
3001-4000 students	88	Graduate teachers	106,756
4001 students & above	46	Trained teachers	129,638
Teachers by Schools		Untrained teachers	3,311
1 Teacher schools	54	Trainee teachers	1,293
2 Teacher schools	97	Other teachers	593
3-9 Teacher schools	2,979	Functional Grades by Teachers	
10-25 Teacher schools	4,273	1AB Schools	80,520
26-50 Teacher schools	1,821	1C Schools	62,052
51-100 Teacher schools	711	Type 2 Schools	61,608
101 Teacher & above	259	Type 3 Schools	37,411
National Schools	353	Gender	
Provincial Schools	9,841	Male teachers	64,635
Grade 1 Admissions	322,135	Female teachers	176,956
1AB Schools	47,285	Student teacher ratio	17
1C Schools	69,415	Students/ Graduate teacher ratio	39
Type 2 Schools	74,711	Student/ trained teacher ratio	32
Type 3 Schools	130,724	Student/Untrained teacher ratio	802
Functional Grade Span		Student teacher ratio	
Grade 1-5 Schools	3,884	1AB Schools	21
Grade 1-8 Schools	181	1C Schools	17
Grade 1-11 Schools	3,262	Type 2 Schools	13
Grade 1-13 Schools	1,866	Type 3 Schools	18
Grade 6-11 Schools	20	Boys schools	21
Grade 6-13 Schools	981	Girls schools	23
		Mixed schools	17

Introduction

The Ministry of Education has conducted an uninterrupted series of annual school censuses for the last 50 years and this has become the major source of education data in the country. Much information has been collected from government schools about students, teachers, non-academic staff and the physical facilities available in the schools. Simultaneous to the annual school census of government schools, separate censuses are carried out to collect information from Private Schools, Pirivenas, International Schools, Teacher Training Colleges and National Colleges of Education. The collected information has been processed and made available annually to the researchers, policy makers and the planners for their researches, analyses, planning and development purposes. This report is a step in the process of making the information available to such planners and the other data users.

The first part of this report presents the preliminary findings of the School Census 2017, which was carried out as 1st June 2017. Information about the schools, Students and teachers in government schools are used in the preparation of this part. Information related to Private Schools, Pirivenas, International Schools, Teacher Training Colleges, National Colleges of Education and International Schools are also included in this section. Provincial and district level information which are widely used by the data users has been prepared.

Administrative system of education

Table 1.1 Districts, Education Zones and Education Divisions by province

Province	No. of districts	No. of education zones	No. of education divisions
Western	3	11	38
Central	3	15	40
Southern	3	11	39
Northern	5	12	35
Eastern	3	17	48
North Western	2	8	31
North Central	2	8	30
Uva	2	9	23
Sabaragamuwa	2	7	28
Sri Lanka	25	98	312

Source : Annual School Census,2017

Section 1

Preliminary findings of Annual School Census – 2017

Three schedules have been used to collect the information from government schools.

- SC1 schedule: used to collect the information from schools. Information about schools, students, physical facilities available in the school and non-academic staff has been collected from this schedule.
- FT schedule: teacher form (FT) has been used to collect information about teachers in the school.
- SC/SS schedule: school summary form used to collect variety of information which is urgently needed.

Divisional Directors prepare division wise summaries based on forms completed by schools. Both school summaries completed by schools and division summaries completed by divisional directors are used in the Preparation of this section.

Two schedules, School schedule and Teacher form are used to collect information from Private schools in the country. Information of Pirivenas, Teacher Training Colleges and National Colleges of Education has been collected using separate questionnaires prepared by the Statistics of Ministry of Education. Information collected from Private Schools, Pirivenas, International Schools, Teacher Training Colleges and National Colleges of Education also used to prepare this report.

1 Information about government schools

Functional grade wise comparison of basic information

Table 1.2: Schools, Students, Teachers and Grade 1 admissions by functional grade (type) of school

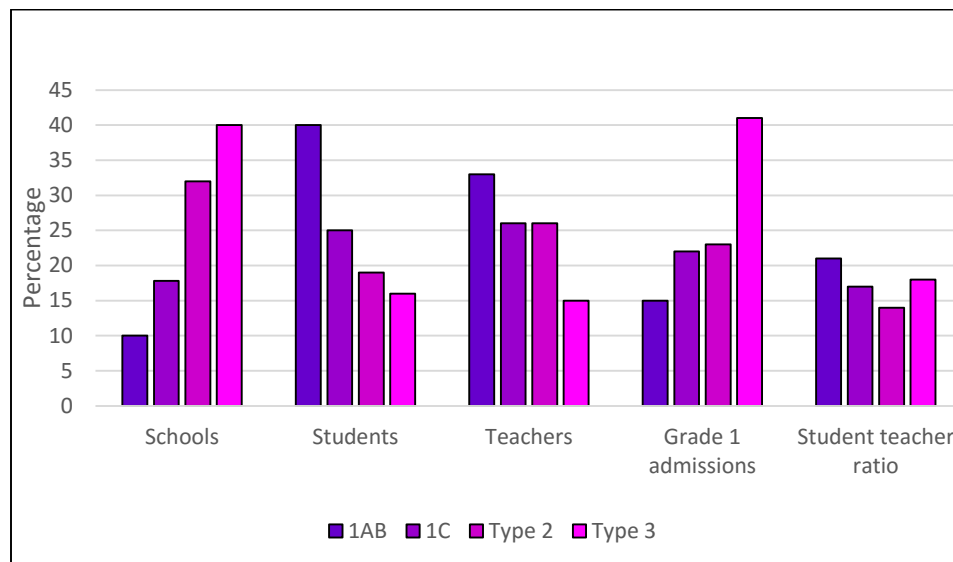
Functional grade (Type)	Schools	Students	Teachers	Grade 1 admissions*	Student teacher ratio
1AB	1,029	1,657,886	80,520	47,285	21
	10%	40%	33%	15%	
1C	1,818	1,033,277	62,052	69,415	17
	18%	25%	26%	22%	
Type 2	3,288	793,963	61,608	74,711	13
	32%	19%	26%	23%	
Type 3	4,059	680,838	37,411	130,724	18
	40%	16%	15%	41%	
Total	10,194	4,165,964	241,591	322,135	17
	100%	100%	100%	100%	

*Note: Included Schools only which have "grade 1"

1AB - Schools having Advanced Level Science stream classes
 1C - Schools having Advanced Level Arts and/or Commerce streams but no Science stream
 Type 2 - Schools having classes only up to grade 11
 Type 3 - Schools having classes from grade 1-5 or 1-8

There are 10,194 government schools in Sri Lanka. 32 new schools have been opened after the month of June 2016 and have been included in this census.

Figure 1.1: Distribution of school information by type



Gross student teacher ratio is the number of students per teacher
(Including academic staff involved in admission and supervision)

$$\text{Gross STR} = \frac{\text{No. of Students}}{\text{No. of Teachers}}$$

Comparison of basic information by type of school

Table 1.3 Schools by Students & Teachers

Type of school	Schools		Students		Teachers	
	No.	%	No.	%	No.	%
National Schools	353	3.5	811,164	19.5	38,242	15.8
Provincial Schools	9,841	96.5	3,354,800	80.5	203,349	84.2
All Schools	10,194	100	4,165,964	100	241,591	100

Although the national schools represent a mere 3.5 percent of all schools, almost 19.5% of students are in these schools.

Schools by functional grade

Table 1.4 Schools by functional grade and Province

Province	1AB			1C			Type2			Type3	Grand Total
	National	Provincial	Total	National	Provincial	Total	National	Provincial	Total	Provincial	
Western	70	131	201		242	242	2	464	466	450	1,359
Central	43	71	114	11	308	319		455	455	631	1,519
Southern	62	87	149	4	212	216		333	333	414	1,112
Northern	20	84	104	1	114	115	1	293	294	484	997
Eastern	29	70	99	1	181	182		346	346	483	1,110
North Western	30	76	106	5	253	258		442	442	450	1,256
North Central	10	54	64		130	130		225	225	393	812
Uva	31	52	83	5	173	178		290	290	349	900
Sabaragamuwa	28	81	109		178	178		437	437	405	1,129
Sri Lanka	323	706	1,029	27	1,791	1,818	3	3,285	3,288	4,059	10,194

The highest number of 1AB schools are in the Western Province. 39.7% of the schools have classes only up to Grade 5 or Grade 8.

Table 1.5 Number and Percentage of Schools by number of teachers

No. of teachers	No. of Schools	(%)
1 teacher	54	0.5
2 teachers	97	1.0
3-5 teachers	723	7.1
6-10 teachers	2465	24.2
11-15 teachers	1383	13.6
16-20 teachers	1724	16.9
21-50 teachers	2778	27.3
50-100 teachers	711	7.0
>100 teachers	259	2.5
Total	10,194	100.0

From all schools in the country, about 9 percent of schools have less than 5 teachers while around 9.5 percent schools have more than 50 teachers. More than one fourth of total schools have 21-50 teachers.

Schools by medium of instruction

Table 1.6 Schools by medium of instruction and province

Province	Sinhala	Tamil	Sinhala	Sinhala	Tamil	Sinhala,	Total
			& Tamil	& English	& English	Tamil & English	
Western	1062	106	19	142	14	16	1,359
Central	846	534	16	87	20	16	1,519
Southern	972	37	11	89	3	–	1,112
Northern	28	898	3	1	67	–	997
Eastern	263	789	5	6	47	–	1,110
North Western	986	159	12	88	8	3	1,256
North Central	686	93	2	31	–	–	812
Uva	640	198	3	48	7	4	900
Sabaragamuwa	849	195	4	66	7	8	1,129
Total	6,332	3,009	75	558	173	47	10,194

From the total schools, 6,332 schools (62 %) are Sinhala medium schools while students of 47 schools offer all number of three mediums i.e. Sinhala, Tamil and English. Three or more subjects for at least one grade are taught in English medium in 778 schools distributed throughout the island.

Schools by size of student population

Table 1.7 Schools by size of students' population and province

Province	Schools with Students							Total
	<50	50 - 100	101 - 200	201 - 500	501 - 1000	1001 - 2500	> 2500	
Western	73	128	248	359	262	210	79	1,359
Central	240	263	309	395	193	100	19	1,519
Southern	125	166	245	292	145	104	35	1,112
Northern	275	168	198	225	93	37	1	997
Eastern	141	183	221	324	168	66	7	1,110
North Western	133	190	291	363	166	87	26	1,256
North Central	111	143	165	228	114	41	10	812
Uva	158	143	194	234	117	48	6	900
Sabaragamuwa	230	176	244	270	117	69	23	1,129
Sri Lanka	1,486	1,560	2,115	2,690	1,375	762	206	10,194
%	14.6	15.3	20.7	26.4	13.5	7.5	2.0	100.0

14.6 percent of schools have less than 50 students and half of the schools in the country have less than 200 students.

No. of schools by student population less than 50

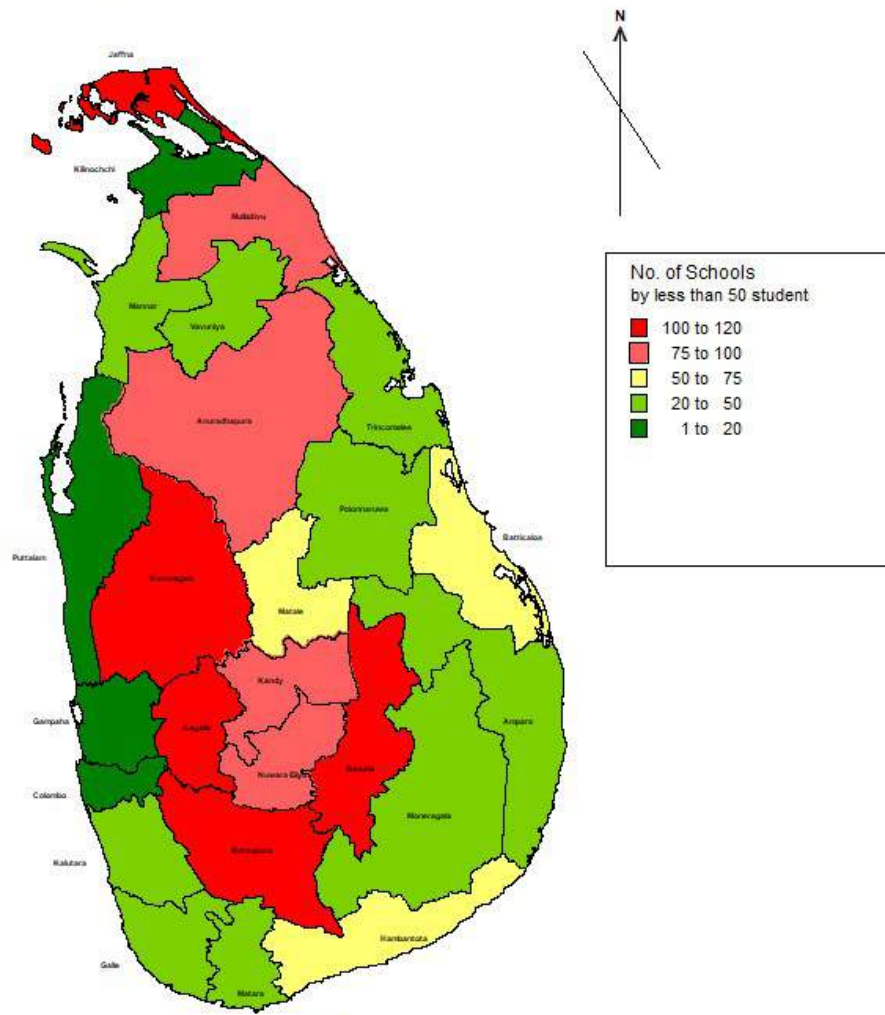
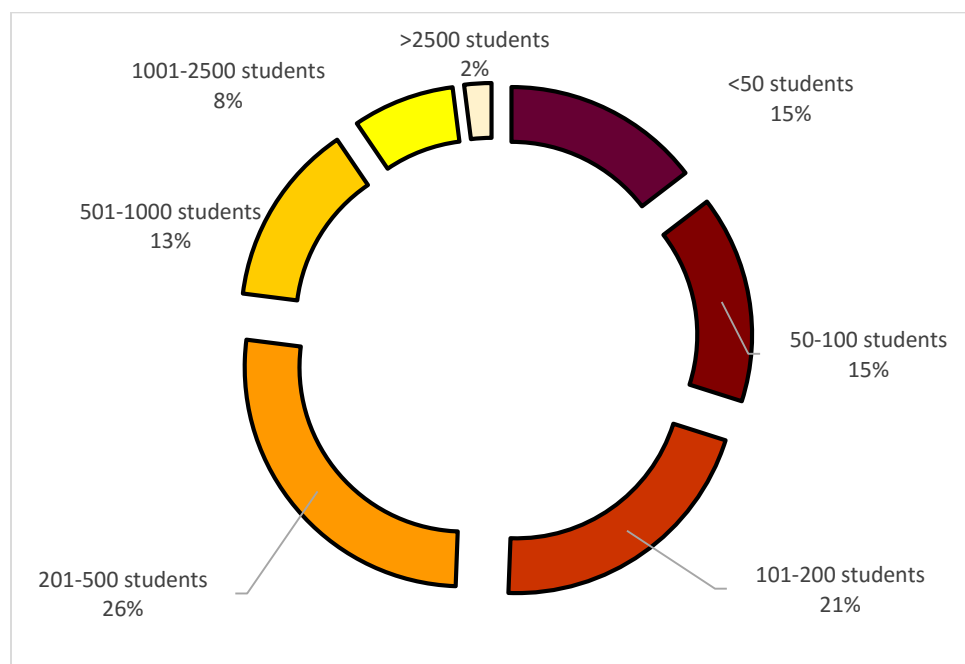


Figure 1.2: School by size of student population



2 Student information

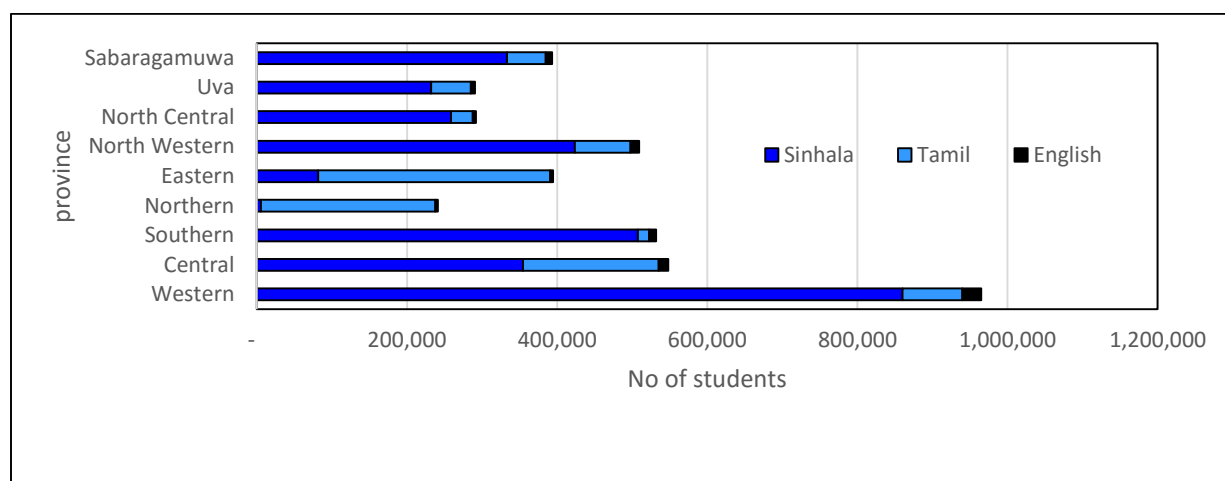
Students by medium of study

Table 1.8: Students by medium of study and province

Province	Medium of study			Total
	Sinhala	Tamil	English	
Western	859,982	79,891	25,240	965,113
Central	354,390	181,079	12,527	547,996
Southern	507,341	15,016	9,338	531,695
Northern	5,376	232,321	3,388	241,085
Eastern	81,544	309,111	4,079	394,734
North Western	423,603	74,263	11,493	509,359
North Central	258,462	29,184	4,351	291,997
Uva	232,232	52,748	5,614	290,594
Sabaragamuwa	332,996	51,705	8,690	393,391
Sri Lanka	3,055,926	1,025,318	84,720	4,165,964
%	73.2	25.0	1.8	100.0

Table shows that 1.8 percent of students in Sri Lanka are studying in English medium and about 30 percent of them are in the Western Province.

Figure 1.3: Students by medium of study



3 Teacher information

Teachers by major qualification category

Table 1.9: Teachers by major qualification category and province

Province	Graduate	Trained	Untrained	Trainee	Other	Total
Western	25,263	20,103	261	50	148	45,825
Central	13,548	19,424	690	352	44	34,058
Southern	13,614	16,252	285	113	32	30,296
Northern	7,258	10,482	91	6	104	17,941
Eastern	7,631	13,843	242	50	44	21,810
North Western	12,251	15,345	515	73	55	28,239
North Central	7,597	9,542	186	46	69	17,440
Uva	7,949	11,658	664	478	94	20,843
Sabaragamuwa	11,645	12,989	377	125	3	25,139
Sri Lanka	106,756	129,638	3,311	1,293	593	241,591
%	44.2	53.7	1.4	0.54	0.25	100

Graduate teachers – Graduates, Post graduate degree/ diploma holders/Trained graduates

Trained teachers – Teachers qualified with teacher Training colleges/ National Colleges of Education certificates and teachers having 2 years' diploma in Science/Mathematics

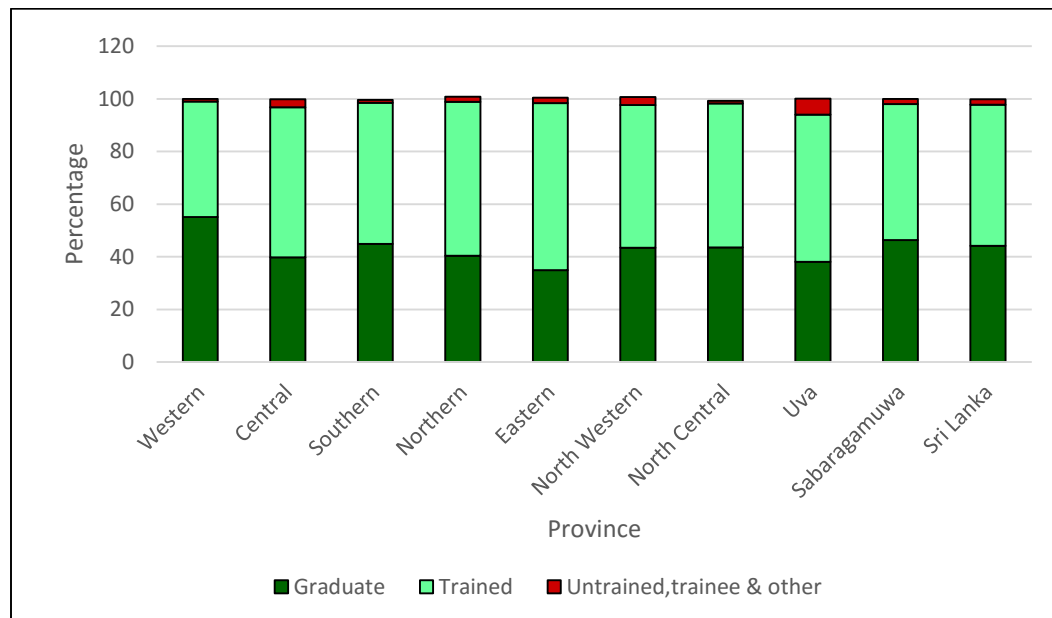
Untrained – Untrained teachers and 2-3 years' diploma holders (absorbed to Sri Lanka Teacher Service)

Trainee – Teachers not absorbed to Sri Lanka Teacher Service

Other – Teachers paid by other government institutes and teachers paid by nongovernment institutes / organizations.

About 97.9 percent of the teachers in government schools are either graduates or trained teachers.

Figure 1.4: Percentage of teachers by appointment category



Gross Student Teacher Ratio (STR) in government schools

Student teacher ratio by various type of schools

Table 1.10: STR by functional grade, sex of students and medium of instruction

Categorization of schools	Student Teacher Ratio
Functional Grade	
1AB schools	21
1C schools	17
Type 2 schools	13
Type 3 schools	18
Schools by gender	
Boys	21
Girls	23
Mixed	17
Medium of Instruction	
Sinhala only	16
Tamil only	16
Sinhala & Tamil	18
Sinhala & English	21
Tamil & English	19
Sinhala, Tamil & English	21
All Schools	17

Student teacher ratio in 1 teacher and 2 teacher schools

Table 1.11: No. of 1 teacher and 2 teacher schools by student teacher ratio

STR	1 Teacher	2 Teacher
1 Student per Teacher	5	3
2 Students per Teacher	13	7
3 Students per Teacher	2	6
4 Students per Teacher	7	11
5 Students per Teacher	6	10
6 Students per Teacher	1	8
7 Students per Teacher		12
8 Students per Teacher	2	8
9 Students per Teacher	3	1
10 -20 Students per Teacher	8	20
21 -30 Students per Teacher		6
31 -40 Students per Teacher		3
41 -50 Students per Teacher	1	1
51 -75 Students per Teacher	5	1
76 -100 Students per Teacher		
101 or more students per Teacher	1	
All Schools	54	97

Student teacher ratio by appointment category of teachers

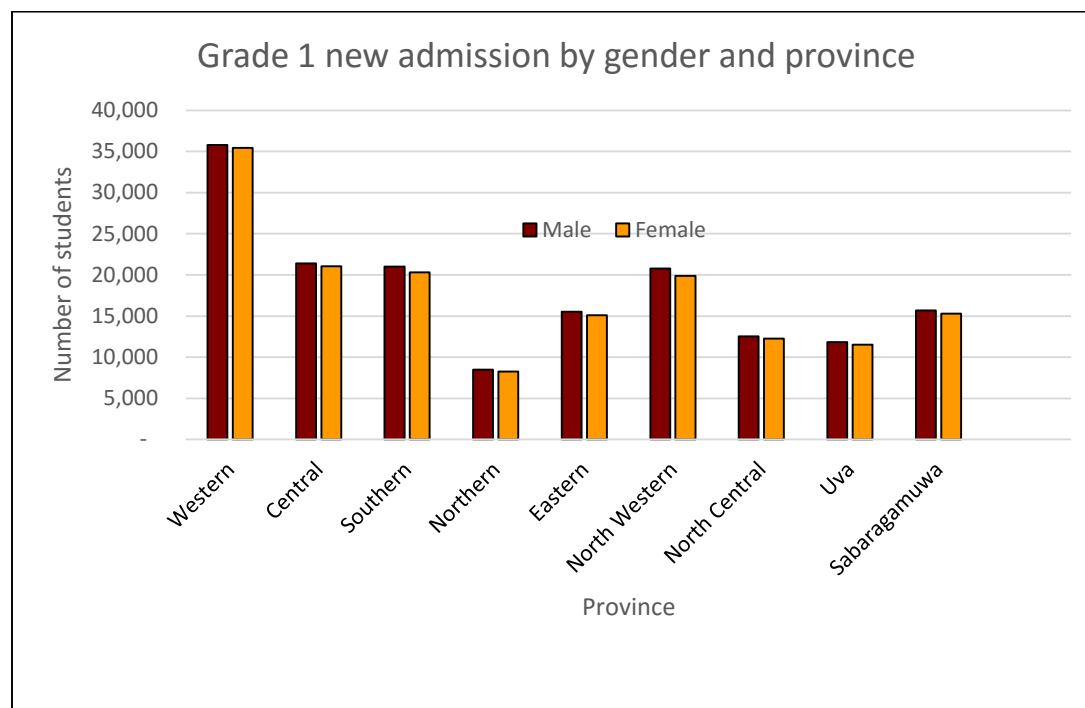
Table 1.12 Student teacher ratio (STR) by province

Province	Student/Trained Teacher Ratio	Student/Graduate Teacher Ratio	Student/Untrained Teacher Ratio	Overall Teacher Ratio
Western	38	48	2,103	21
Central	40	28	505	16
Southern	39	33	1,237	18
Northern	33	23	1,199	13
Eastern	52	29	1,175	18
North Western	42	33	792	18
North Central	38	31	970	17
Uva	37	25	235	14
Sabaragamuwa	34	30	779	16
Total	39	32	802	17

Western province has the highest student teacher ratio while Northern province is fortunate to have the lowest student teacher ratio (13:1). Students in the Western province are privileged to have very high students untrained teacher ratios.

4 Grade one new admissions

Figure 1.5: Grade 1 new admission by gender and province



Admissions to Grade one by gender and medium of study

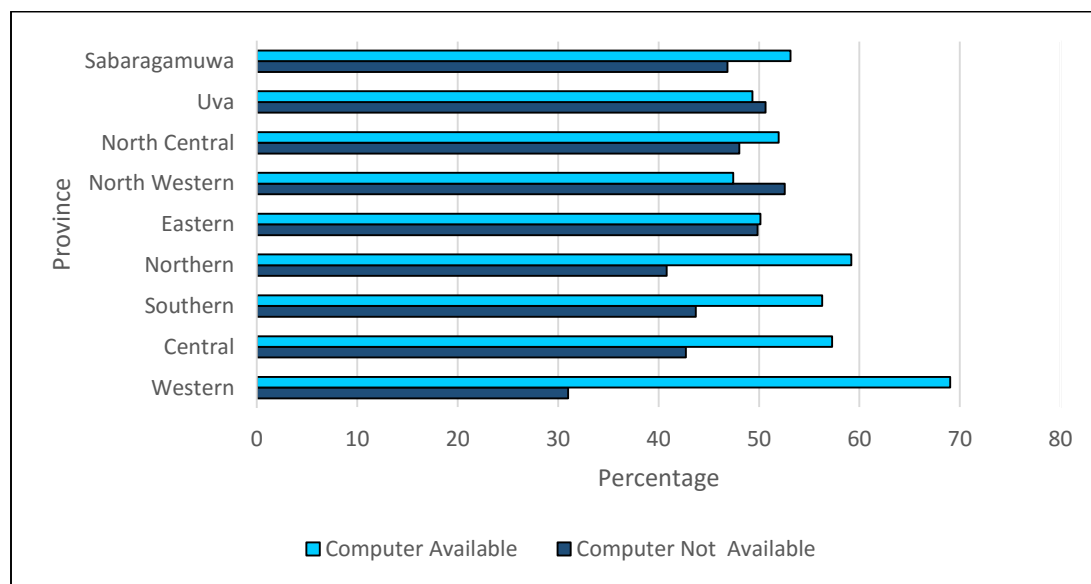
Table 1.13: Grade 1 admissions by medium, gender and province

Province	Gender		Medium of study			Total
	Male	Female	Sinhala	Tamil	English	
Western	35,791	35,458	64,526	6,723	-	71,249
Central	21,410	21,063	27,402	15,071	-	42,473
Southern	21,028	20,295	40,166	1,157	-	41,323
Northern	8,477	8,242	535	16,184	-	16,719
Eastern	15,516	15,116	6,927	23,705	-	30,632
North Western	20,760	19,882	35,055	5,587	-	40,642
North Central	12,525	12,256	22,699	2,082	-	24,781
Uva	11,825	11,523	18,997	4,351	-	23,348
Sabaragamuwa	15,679	15,289	27,123	3,845	-	30,968
Sri Lanka	163,011	159,124	243,430	78,705	-	322,135

Similar to the previous years, boys are slightly higher than girls in grade 1 admissions in all nine provinces. There are no English medium new admissions in Government schools.

Computers availability for students' use

Figure 1.6 Computers availability for students in studies



Computers availability for students

Table 1.14 Computers availability for students' study purpose

Province	Computers Available	Computers Available %	Computers Not Available	Computers Not Available %	Total
Western	938	69	421	31	1,359
Central	870	57	649	43	1,519
Southern	626	56	486	44	1,112
Northern	593	59	409	41	1,002
Eastern	557	50	554	50	1,111
North Western	593	47	657	53	1,250
North Central	422	52	390	48	812
Uva	444	49	456	51	900
Sabaragamuwa	600	53	529	47	1,129
Sri Lanka	5,643	55	4,551	45	10,194

From the total number of schools, 5,643 schools (55%) have computer facilities for students. The highest percentage of computer facilities which is 69% from western province and the lowest percentage of computer facilities record from North Western province which is 47%.

Table 1: Schools, Students, Teachers and Grade 1 admissions of National Schools and Provincial Schools by functional grade of schools.

Functional grade	Schools			Students			Teachers			Grade 1 Admissions			Student Teacher Ratio		
	National	Provincial	Total	National	Provincial	Total	National	Provincial	Total	National	Provincial	Total	National	Provincial	Total
1AB	323	706	1,029	785,060	872,826	1,657,886	36,656	43,864	80,520	25,583	21,702	47,285	21	20	21
%	91.5	7.2	10.1	96.8	26.0	39.8	95.9	21.6	33.3	96.4	7.3	14.7			
1C	27	1,791	1,818	22,919	1,010,358	1,033,277	1,438	60,614	62,052	938	68,477	69,415	16	17	17
%	7.6	18.2	17.8	2.8	30.1	24.8	3.8	29.8	25.7	3.5	23.2	21.5			
Type2	3	3,285	3,288	3,185	790,778	793,963	148	61,460	61,608	8	74,703	74,711	22	13	13
%	0.8	33.4	32.3	0.4	23.6	19.1	0.4	30.2	25.5	0.0	25.3	23.2			
Type3	0	4,059	4,059	0	680,838	680,838	0	37,411	37,411	0	130,724	130,724	0	18	18
%	0.0	41.2	39.8	0.0	20.3	16.3	0.0	18.4	15.5	0.0	44.2	40.6			
Total	353	9,841	10,194	811,164	3,354,800	4,165,964	38,242	203,349	241,591	26,529	295,606	322,135	21	16	17
	100.00	100.00	100.00	100.00	100.00	100.00	100.00	100.00	100.00	100.00	100.00	100.00			

Table 2: Functioning government schools by functional grade and district

District	1AB	1C	Type 2	Type 3	Total
Colombo	76	80	127	121	404
Gampaha	72	100	179	186	537
Kalutara	53	62	160	143	418
Kandy	60	163	209	217	649
Matale	20	64	100	137	321
Nuwaraeliya	34	92	146	277	549
Galle	66	73	100	191	430
Matara	45	73	113	130	361
Hambantota	38	70	120	93	321
Jaffna	50	44	145	214	453
Kilinochchi	12	14	37	41	104
Mannar	15	22	31	69	137
Vavuniya	13	22	43	102	180
Mullativu	14	13	38	58	123
Batticaloa	36	53	103	167	359
Ampara	37	67	148	186	438
Trincomalee	26	62	95	130	313
Kurunegala	71	187	287	340	885
Puttalam	35	71	155	110	371
Anuradhapura	39	98	167	258	562
Polonnaruwa	25	32	58	135	250
Badulla	49	128	176	253	606
Monaragala	34	50	114	96	294
Ratnapura	58	88	253	199	598
Kaegalle	51	90	184	206	531
Sri Lanka	1,029	1,818	3,288	4,059	10,194

Table 3: Functioning schools by sex of students, medium of Instruction and district

District	Sinhala medium only				Tamil medium only				Sinhala and Tamil medium				Sinhala and English medium			
	Boys	Girls	Mixed	Total	Boys	Girls	Mixed	Total	Boys	Girls	Mixed	Total	Boys	Girls	Mixed	Total
Colombo	16	19	243	278	3	2	30	35	3	4	6	13	14	25	25	64
Gampaha	5	8	446	459		1	19	20			2	2	5	10	35	50
Kalutara	2	5	318	325			51	51			4	4	3	6	19	28
Kandy	2	6	385	393	2	1	169	172		1	5	6	7	10	37	54
Matale		1	247	248			53	53			2	2	1	1	11	13
Nuwaraeliya	1		204	205		1	308	309	2	2	4	8		2	18	20
Galle	2	3	369	374			12	12	2	2	2	6	4	7	25	36
Matara		1	310	311			15	15			2	2	4	3	25	32
Hambantota			287	287			10	10			3	3	1	3	17	21
Jaffna					6	14	387	407			3	3				
Kilinochchi							97	97								
Mannar			2	2	1	2	126	129								
Vavuniya			19	19			155	155							1	1
Mullativu			7	7		1	109	110								
Batticaloa			1	1	3	13	318	334		1	3	4				
Ampara			182	182	3	5	225	233						1	5	6
Trincomalee		1	79	80	8	11	203	222			1	1				
Kurunegala		1	725	726			82	82			2	2	4	4	61	69
Puttalam	2	3	255	260			77	77		1	9	10	3	5	11	19
Anuradhapura			470	470			68	68					1	1	22	24
Polonnaruwa			216	216			25	25			2	2		1	6	7
Badulla	1		388	389	1	1	176	178			2	2	2	4	21	27
Monaragala			251	251			20	20			1	1	1	1	19	21
Ratnapura	1		450	451			100	100			1	1		2	35	37
Kegalle		1	397	398			95	95			3	3	2	2	25	29
Sri Lanka	32	49	6,251	6,332	27	52	2,930	3,009	7	11	57	75	52	88	418	558

Cont....

Table 3: Functioning schools by sex of students, medium of Instruction and district (Cont.)

District	Tamil and English medium				Sinhala, Tamil and English				All schools			
	Boys	Girls	Mixed	Total	Boys	Girls	Mixed	Total	Boys	Girls	Mixed	Total
Colombo	1	3	2	6	4	4		8	41	57	306	404
Gampaha			3	3	1	1	1	3	11	20	506	537
Kalutara	1	2	2	5			5	5	6	13	399	418
Kandy		2	9	11	4	5	4	13	15	25	609	649
Matale	2	2	1	5					3	4	314	321
Nuwaraeliya			4	4		1	2	3	3	6	540	549
Galle			2	2					8	12	410	430
Matara			1	1					4	4	353	361
Hambantota									1	3	317	321
Jaffna	7	11	25	43					13	25	415	453
Kilinochchi		1	6	7						1	103	104
Mannar	1	1	4	6					2	3	132	137
Vavuniya		2	3	5						2	178	180
Mullativu			6	6						1	122	123
Batticaloa	6	6	8	20					9	20	330	359
Ampara	1	2	14	17					4	8	426	438
Trincomalee	5	4	1	10					13	16	284	313
Kurunegala			5	5			1	1	4	5	876	885
Puttalam	1		2	3		1	1	2	6	10	355	371
Anuradhapura									1	1	560	562
Polonnaruwa										1	249	250
Badulla	1	1	4	6			4	4	5	6	595	606
Monaragala			1	1					1	1	292	294
Ratnapura			1	1	1	2	5	8	2	4	592	598
Kegalle			6	6					2	3	526	531
Sri Lanka	26	37	110	173	10	14	23	47	154	251	9,789	10,194

Table 4: Government schools by functional grade span

District	1-5	1-8	1-11	1-13	6-11	6-13	Total
Colombo	114	7	125	121	2	35	404
Gampaha	181	5	174	108	5	64	537
Kalutara	139	4	157	83	3	32	418
Kandy	204	13	209	155		68	649
Matale	128	9	100	51		33	321
Nuwara-Eliya	268	9	146	73		53	549
Galle	187	4	99	94	1	45	430
Matara	129	1	111	76	2	42	361
Hambantota	93		119	65	1	43	321
Jaffna	206	8	143	52	2	42	453
Kilinochchi	40	1	37	16		10	104
Mannar	64	5	30	24	1	13	137
Vavuniya	100	2	43	28		7	180
Mullaitivu	58		38	15		12	123
Batticaloa	160	9	101	59		30	359
Ampara	176	11	147	65		39	438
Trincomalee	119	13	92	61	1	27	313
Kurunegala	331	9	287	190		68	885
Puttalam	100	10	155	73		33	371
Anuradhapura	254	4	167	82		55	562
Polonnaruwa	131	4	58	29		28	250
Badulla	228	25	176	125		52	606
Monaragala	89	7	114	48		36	294
Ratnapura	186	13	253	83		63	598
Kegalle	199	7	182	90	2	51	531
Sri Lanka	3,884	180	3,263	1,866	20	981	10,194

Table 5: Functioning schools by medium of Instruction, sex of students and functional grade

Functional grade	Medium of Instruction						Sex of School			
	Sinhala medium only	Tamil medium only	Sinhala and Tamil medium	Sinhala and English medium	Tamil and English medium	Sinhala Tamil and English medium	Boys	Girls	Mixed	Total
1AB	296	114	9	437	142	31	92	136	801	1,029
1C	1,121	545	22	94	26	10	24	66	1,728	1,818
Type2	2,303	939	22	20	2	2	20	28	3,240	3,288
Type3	2,612	1,411	22	7	3	4	18	21	4,020	4,059
Total	6,332	3,009	75	558	173	47	154	251	9,789	10,194

Table 6: Students by gender, medium of study and functional grade of schools

Functional grade	Sinhala medium			Tamil medium			English medium			All medium		
	Male	Female	Total	Male	Female	Total	Male	Female	Total	Male	Female	Total
1AB	615,643	654,336	1,269,979	151,617	157,745	309,362	33,885	44,660	78,545	801,145	856,741	1,657,886
1C	350,697	359,947	710,644	149,070	168,698	317,768	1,869	2,996	4,865	501,636	531,641	1,033,277
Type2	289,512	275,401	564,913	115,632	112,108	227,740	687	623	1,310	405,831	388,132	793,963
Type3	261,762	248,628	510,390	89,431	81,017	170,448	-	-	0	351,193	329,645	680,838
Total	1,517,614	1,538,312	3,055,926	505,750	519,568	1,025,318	36,441	48,279	84,720	2,059,805	2,106,159	4,165,964

Table 7: National and Provincial Schools and their student enrolment by district

District	National Schools			Provincial Schools			All Schools	
	No.	Students	%	No.	Students	%	No.	Students
Colombo	37	126,114	34	367	249,073	66	404	375,187
Gampaha	17	50,223	14	520	311,557	86	537	361,780
Kalutara	18	50,115	22	400	178,031	78	418	228,146
Kandy	35	61,845	22	614	219,907	78	649	281,752
Matale	12	24,159	23	309	79,802	77	321	103,961
Nuwara-Eliya	7	8,751	5	542	153,532	95	549	162,283
Galle	28	76,942	34	402	148,516	66	430	225,458
Matara	22	52,717	31	339	115,080	69	361	167,797
Hambantota	16	35,858	26	305	102,582	74	321	138,440
Jaffna	7	13,044	11	446	103,159	89	453	116,203
Kilinochchi	2	2,170	7	102	30,327	93	104	32,497
Mannar	5	5,850	22	132	21,003	78	137	26,853
Vavuniya	5	6,999	19	175	30,227	81	180	37,226
Mullaitivu	3	2,256	8	120	26,050	92	123	28,306
Batticaloa	10	19,425	15	349	111,613	85	359	131,038
Ampara	11	23,539	14	427	141,052	86	438	164,591
Trincomalee	9	14,914	15	304	84,191	85	313	99,105
Kurunegala	28	64,504	19	857	276,670	81	885	341,174
Puttalam	7	16,983	10	364	151,202	90	371	168,185
Anuradhapura	6	17,835	9	556	184,571	91	562	202,406
Polonnaruwa	4	8,072	9	246	81,519	91	250	89,591
Badulla	27	36,155	20	579	148,948	80	606	185,103
Monaragala	9	17,608	17	285	87,883	83	294	105,491
Ratnapura	14	37,086	17	584	185,914	83	598	223,000
Kegalle	14	38,000	22	517	132,391	78	531	170,391
Sri Lanka	353	811,164	19	9,841	3,354,800	81	10,194	4,165,964

Table 8: Students by gender, medium of study and district

District	Sinhala medium			Tamil medium			English medium			All students		
	Male	Female	Total	Male	Female	Total	Male	Female	Total	Male	Female	Total
Colombo	163,773	161,328	325,101	16,955	17,355	34,310	7,165	8,611	15,776	187,893	187,294	375,187
Gampaha	165,669	172,838	338,507	8,153	8,660	16,813	2,512	3,948	6,460	176,334	185,446	361,780
Kalutara	97,741	98,633	196,374	13,623	15,145	28,768	1,190	1,814	3,004	112,554	115,592	228,146
Kandy	102,436	104,945	207,381	31,794	33,551	65,345	3,549	5,477	9,026	137,779	143,973	281,752
Matale	41,426	41,487	82,913	9,310	9,722	19,032	979	1,037	2,016	51,715	52,246	103,961
Nuwaraeliya	31,452	32,644	64,096	48,174	48,528	96,702	636	849	1,485	80,262	82,021	162,283
Galle	108,251	108,761	217,012	2,368	2,449	4,817	1,530	2,099	3,629	112,149	113,309	225,458
Matara	79,417	77,731	157,148	3,709	3,790	7,499	1,389	1,761	3,150	84,515	83,282	167,797
Hambantota	65,622	67,559	133,181	1,275	1,425	2,700	998	1,561	2,559	67,895	70,545	138,440
Jaffna	-	-	-	55,751	57,914	113,665	1,190	1,348	2,538	56,941	59,262	116,203
Kilinochchi	-	-	-	16,010	16,414	32,424	24	49	73	16,034	16,463	32,497
Mannar	40	39	79	13,166	13,385	26,551	106	117	223	13,312	13,541	26,853
Vavuniya	1,768	1,777	3,545	16,487	16,699	33,186	240	255	495	18,495	18,731	37,226
Mullativu	871	881	1,752	13,141	13,354	26,495	19	40	59	14,031	14,275	28,306
Batticaloa	234	236	470	64,300	65,646	129,946	295	327	622	64,829	66,209	131,038
Ampara	28,759	29,355	58,114	52,674	50,909	103,583	1,255	1,639	2,894	82,688	81,903	164,591
Trincomalee	11,405	11,555	22,960	37,695	37,887	75,582	290	273	563	49,390	49,715	99,105
Kurunegala	151,559	149,976	301,535	14,234	16,384	30,618	4,093	4,928	9,021	169,886	171,288	341,174
Puttalam	60,639	61,429	122,068	21,688	21,957	43,645	1,013	1,459	2,472	83,340	84,845	168,185
Anuradhapura	88,547	90,479	179,026	9,422	10,184	19,606	1,715	2,059	3,774	99,684	102,722	202,406
Polonnaruwa	39,508	39,928	79,436	4,771	4,807	9,578	248	329	577	44,527	45,064	89,591
Badulla	65,419	68,262	133,681	23,289	24,769	48,058	1,375	1,989	3,364	90,083	95,020	185,103
Monaragala	48,413	50,138	98,551	2,311	2,379	4,690	923	1,327	2,250	51,647	53,844	105,491
Ratnapura	95,763	98,380	194,143	12,320	12,851	25,171	1,480	2,206	3,686	109,563	113,437	223,000
Kegalle	68,902	69,951	138,853	13,130	13,404	26,534	2,227	2,777	5,004	84,259	86,132	170,391
Sri Lanka	1,517,614	1,538,312	3,055,926	505,750	519,568	1,025,318	36,441	48,279	84,720	2,059,805	2,106,159	4,165,964

Table 9: Students by school grade and district

District	Grade 1	Grade 2	Grade 3	Grade 4	Grade 5	Grade 6	Grade 7	Grade 8	Grade 9	Grade 10	Grade 11	Grade 11 Repeaters
Colombo	26,449	26,471	28,116	30,067	29,278	31,171	31,294	31,246	30,259	29,123	28,921	461
Gampaha	28,045	27,431	29,075	30,820	30,381	29,134	29,020	28,901	28,814	27,759	26,989	1,013
Kalutara	18,113	17,665	18,387	19,467	19,590	19,306	18,480	18,000	17,897	17,138	16,097	778
Kandy	21,561	21,740	22,211	23,068	22,950	22,447	22,051	22,467	21,984	21,500	20,540	690
Matale	8,754	8,444	8,632	8,934	8,660	8,102	7,901	8,205	7,935	7,539	7,430	452
Nuwaraeliya	13,326	12,852	13,154	13,475	13,804	14,497	13,926	13,869	13,584	12,704	11,311	645
Galle	17,423	16,854	17,803	19,099	18,753	18,872	17,866	17,654	17,295	16,346	15,853	520
Matara	13,280	13,092	13,394	14,115	14,095	13,984	13,484	12,700	12,612	12,242	11,615	568
Hambantota	11,632	11,111	11,402	11,789	11,330	11,220	10,736	10,417	10,128	9,522	9,062	1,012
Jaffna	8,420	8,081	7,761	8,023	8,688	9,233	9,216	9,199	9,022	8,942	9,078	2,046
Kilinochchi	2,300	2,543	2,384	2,787	3,159	2,589	2,566	2,652	2,561	2,493	2,642	256
Mannar	2,135	2,027	2,008	2,103	2,323	2,054	2,103	2,169	1,936	1,973	1,894	301
Vavuniya	3,093	3,051	2,813	3,022	3,107	3,040	2,974	2,933	2,895	2,878	2,814	185
Mullativu	2,154	2,467	2,188	2,321	2,786	2,333	2,266	1,976	2,017	2,078	2,082	323
Batticaloa	10,205	10,008	10,319	10,886	11,393	11,605	11,627	10,139	10,284	9,824	8,768	1,281
Ampara	13,416	13,414	13,493	13,762	14,335	14,515	13,547	12,015	12,173	11,410	10,845	1,542
Trincomalee	8,296	8,175	8,483	8,785	9,018	8,663	7,944	7,272	7,383	7,027	6,630	752
Kurunegala	27,745	27,536	27,848	28,926	28,046	27,650	26,992	26,354	25,974	24,767	24,543	899
Puttalam	14,403	13,916	14,309	15,010	14,898	14,375	13,866	13,654	12,862	12,241	11,240	540
Anuradhapur	17,968	17,643	17,543	17,720	17,244	16,561	15,881	15,385	15,215	14,191	13,870	506
Polonnaruwa	8,065	7,785	7,788	7,721	7,834	7,374	7,256	6,867	6,628	6,310	6,295	276
Badulla	14,532	14,526	14,663	15,112	15,416	15,192	15,118	14,905	14,802	13,712	13,022	1,330
Monaragala	9,521	8,904	8,991	8,964	9,328	8,764	8,035	8,141	7,875	7,244	6,945	572
Ratnapura	18,537	18,086	18,441	19,357	19,155	18,735	17,815	17,654	17,532	16,219	15,188	372
Kegalle	13,568	13,290	13,381	14,224	14,453	13,677	13,403	13,150	13,018	12,545	12,322	477
Sri Lanka	332,941	327,112	334,587	349,557	350,024	345,093	335,367	327,924	322,685	307,727	295,996	17,797

Table 9: Students by School grade and district (cont.)

District	2018 A/L grade 12				2017 A/L grade 12				2016 A/L grade 13				2016 A/L grade 13 Repeaters				Special Education	Total
	Science	Art	Commerce	Technology	Science	Art	Commerce	Technology	Science	Art	Commerce	Technology	Science	Art	Commerce	Technology		
Colombo	3,177	4,481	5,180	1,476	5,530	5,605	6,381	1,568	4,880	4,566	6,194	1,039	990	472	345	99	348	375,187
Gampaha	2,648	5,963	4,358	1,436	3,308	6,166	4,164	1,729	2,818	4,968	4,253	1,019	474	176	275	119	524	361,780
Kalutara	2,399	3,681	2,465	718	2,246	3,958	2,219	772	1,948	3,124	2,300	416	303	182	116	55	326	228,146
Kandy	2,798	6,206	3,139	1,520	2,665	5,329	2,685	1,331	2,540	4,745	2,656	874	669	598	284	65	439	281,752
Matale	788	2,403	891	630	694	2,062	748	630	673	1,651	804	391	123	256	59	-	170	103,961
Nuwara-Eliya	737	2,259	962	527	810	2,536	1,031	790	820	2,119	1,114	457	175	350	144	59	246	162,283
Galle	2,892	4,142	2,385	757	2,828	4,192	2,109	803	2,690	3,701	2,307	500	578	457	314	150	315	225,458
Matara	2,104	3,150	1,443	809	2,130	3,248	1,378	777	1,964	2,601	1,413	497	229	323	177	80	293	167,797
Hambantota	1,699	2,865	903	741	1,568	2,915	800	544	1,444	2,256	890	385	463	851	379	137	239	138,440
Jaffna	1,574	2,930	892	550	1,428	2,385	807	894	1,150	2,007	832	577	482	998	272	458	258	116,203
Kilinochchi	242	632	213	128	202	528	176	188	189	443	172	111	41	165	50	44	41	32,497
Mannar	199	652	249	97	180	552	191	250	165	492	179	135	104	215	79	57	31	26,853
Vavuniya	334	830	335	96	322	593	293	213	239	547	318	112	5	89	20	15	60	37,226
Mullaitivu	201	644	197	57	178	427	150	128	145	402	142	79	139	204	103	64	55	28,306
Batticaloa	961	2,313	810	641	967	2,295	650	644	753	1,870	691	452	411	723	198	241	79	131,038
Ampara	1,330	2,705	1,011	910	1,163	2,691	820	846	1,189	2,566	1,002	441	1,005	1,226	514	287	418	164,591
Trincomalee	591	1,885	606	388	492	1,819	508	427	455	1,385	605	276	203	505	182	122	228	99,105
Kurunegala	3,060	7,922	2,636	2,239	2,933	7,226	2,323	1,687	2,692	6,041	2,359	1,020	267	528	167	104	690	341,174
Puttalam	958	2,684	1,396	579	1,158	2,715	1,273	442	1,067	2,224	1,283	312	115	298	106	-	261	168,185
Anuradhapura	1,569	4,206	1,613	917	1,423	3,601	1,196	876	1,288	2,945	1,333	645	160	402	173	66	266	202,406
Polonnaruwa	668	1,968	826	439	558	1,392	540	502	349	1,167	522	188	19	84	18	28	124	89,591
Badulla	1,285	3,610	1,443	775	1,522	3,598	1,285	1,032	1,402	2,898	1,458	415	645	657	305	262	181	185,103
Monaragala	746	2,105	826	529	716	2,038	639	488	581	1,524	674	283	210	441	170	121	116	105,491
Ratnapura	1,620	3,839	1,729	1,183	1,931	4,041	1,612	1,053	1,839	3,586	1,721	758	103	315	137	77	365	223,000
Kegalle	1,902	3,687	1,608	978	1,752	3,443	1,263	957	1,542	2,853	1,422	492	126	250	138	89	381	170,391
Sri Lanka	36,482	77,762	38,116	19,120	38,704	75,355	35,241	19,571	34,822	62,681	36,644	11,874	8,039	10,765	4,725	2,799	6,454	4,165,964

Table 10: Government schools and their students' enrolment by functional grade and district

District	1AB			1C			Type 2			Type 3			Total	
	Schools	Students		Schools	Students		Schools	Students		Schools	Students		Schools	Students No.
		No.	%		No.	%		No.	%		No.	%		
Colombo	76	209,955	56.0	80	69,856	18.6	127	57,868	15.4	121	37,508	10.0	404	375,187
Gampaha	72	144,849	40.0	100	92,281	25.5	179	62,413	17.3	186	62,237	17.2	537	361,780
Kalutara	53	106,155	46.5	62	47,911	21.0	160	45,493	19.9	143	28,587	12.5	418	228,146
Kandy	60	110,908	39.4	163	87,428	31.0	209	41,791	14.8	217	41,625	14.8	649	281,752
Matale	20	34,543	33.2	64	31,254	30.1	100	18,607	17.9	137	19,557	18.8	321	103,961
Nuwaraeliya	34	39,967	24.6	92	51,154	31.5	146	38,630	23.8	277	32,532	20.0	549	162,283
Galle	66	123,811	54.9	73	42,219	18.7	100	22,952	10.2	191	36,476	16.2	430	225,458
Matara	45	72,894	43.4	73	41,835	24.9	113	24,059	14.3	130	29,009	17.3	361	167,797
Hambantota	38	52,924	38.2	70	33,162	24.0	120	25,271	18.3	93	27,083	19.6	321	138,440
Jaffna	50	50,450	43.4	44	17,662	15.2	145	25,928	22.3	214	22,163	19.1	453	116,203
Kilinochchi	12	11,292	34.7	14	6,002	18.5	37	9,401	28.9	41	5,802	17.9	104	32,497
Mannar	15	10,925	40.7	22	6,775	25.2	31	4,538	16.9	69	4,615	17.2	137	26,853
Vavuniya	13	15,357	41.3	22	7,694	20.7	43	9,335	25.1	102	4,840	13.0	180	37,226
Mullativu	14	8,725	30.8	13	5,579	19.7	38	9,034	31.9	58	4,968	17.6	123	28,306
Batticaloa	36	46,647	35.6	53	31,350	23.9	103	30,839	23.5	167	22,202	16.9	359	131,038
Ampara	37	54,297	33.0	67	39,448	24.0	148	40,544	24.6	186	30,302	18.4	438	164,591
Trincomalee	26	28,884	29.1	62	32,154	32.4	95	21,709	21.9	130	16,358	16.5	313	99,105
Kurunegala	71	131,284	38.5	187	100,534	29.5	287	61,606	18.1	340	47,750	14.0	885	341,174
Puttalam	35	48,214	28.7	71	51,098	30.4	155	43,073	25.6	110	25,800	15.3	371	168,185
Anuradhapura	39	68,254	33.7	98	51,549	25.5	167	37,638	18.6	258	44,965	22.2	562	202,406
Polonnaruwa	25	32,281	36.0	32	18,622	20.8	58	16,391	18.3	135	22,297	24.9	250	89,591
Badulla	49	64,484	34.8	128	57,655	31.1	176	34,352	18.6	253	28,612	15.5	606	185,103
Monaragala	34	38,414	36.4	50	22,815	21.6	114	21,308	20.2	96	22,954	21.8	294	105,491
Ratnapura	58	80,593	36.1	88	52,091	23.4	253	55,349	24.8	199	34,967	15.7	598	223,000
Kegalle	51	71,779	42.1	90	35,149	20.6	184	35,834	21.0	206	27,629	16.2	531	170,391
Sri Lanka	1,029	1,657,886	39.8	1,818	1,033,277	24.8	3,288	793,963	19.1	4,059	680,838	16.3	10,194	4,165,964

Table 11: Schools by size of students' population and district

District	Size of population																				Total		
	1-15 students	16-30 students	31-50 students	51-75 students	76-100 students	101-125 students	126-150 students	151-175 students	176-200 students	201-300 students	301-500 students	501-750 students	751-1000 students	1001-1500 students	1501-2000 students	2001-2500 students	2501-3000 students	3001-3500 students	3501-4000 students	4001-4500 students		4501-5000 students	5001 students and above
Colombo	3	6	8	12	9	19	21	13	11	48	55	53	34	37	19	13	9	16	6	4	1	7	404
Gampaha		3	14	21	23	28	28	24	22	61	87	63	52	48	21	20	8	6	3	4	1		537
Kalutara	4	11	24	35	28	18	19	21	24	53	55	28	32	27	18	7	4	2	4	3	1		418
Kandy	15	30	53	48	40	31	32	43	26	73	100	59	31	32	12	8	7	1	4	1	2	1	649
Matale	12	17	29	36	21	24	13	17	15	37	47	22	7	10	6	7		1					321
Nuwaraeliya	12	31	41	57	61	38	31	23	16	53	85	57	17	19	4	2	2						549
Galle	6	17	16	36	35	27	25	25	22	51	54	31	25	21	16	6	6	1	5	2	1	2	430
Matara	11	22	20	27	17	25	17	12	18	40	59	33	16	17	11	7	3	4				2	361
Hambantota	7	7	19	25	26	20	14	21	19	40	48	21	19	20	6		3	2	2	2			321
Jaffna	24	27	54	39	50	32	28	27	11	53	45	29	9	15	5	5							453
Kilinochchi	2	4	10	9	7	6	3	6	6	10	17	14	7	2		1							104
Mannar	11	18	17	9	13	9	5	4	5	19	15	7	2	1	2								137
Vavuniya	34	28	16	12	9	14	7	5	4	13	21	11	1	1	1	2		1					180
Mullativu	8	15	7	12	8	10	6	6	4	11	21	10	3	1	1								123
Batticaloa	11	23	24	28	21	20	8	30	6	41	62	43	20	6	9	6	1						359
Ampara	6	16	25	36	36	24	25	20	30	59	65	38	21	20	8	3	2	4					438
Trincomalee	4	17	15	28	34	16	10	17	15	44	53	36	10	7	2	5							313
Kurunegala	9	32	73	83	64	69	53	45	42	113	130	71	26	30	16	7	10	6	2	3	1		885
Puttalam	1	6	12	24	19	23	22	22	15	51	69	43	26	20	11	3	1		3				371
Anuradhapura	2	23	65	60	29	24	37	24	30	81	74	53	26	11	11	4	2	1	2		2	1	562
Polonnaruwa	2	2	17	29	25	13	14	16	7	29	44	23	12	8	6	1	1	1					250
Badulla	28	38	48	45	60	36	33	33	39	69	76	51	15	16	6	8	3		1		1		606
Monaragala	9	17	18	22	16	14	18	11	10	42	47	35	16	11	4	3	1						294
Ratnapura	17	46	48	50	39	39	28	36	25	70	72	47	25	28	15	2	6	3			1	1	598
Kegalle	24	54	41	46	41	39	23	32	22	66	62	28	17	17	5	2	3	6	1	1	1		531
Sri Lanka	262	510	714	829	731	618	520	533	444	1,227	1,463	906	469	425	215	122	72	55	33	20	12	14	10,194

Table 12: Schools by functional grade, sex of students and size of students' population

Size of student population	Functional grade				Sex of students			Total
	1AB	1C	Type 2	Type 3	Boys	Girls	Mixed	
1-15 students		1	6	255	1	2	259	262
16-30 students			36	474	1		509	510
31-50 students		2	102	610	1	2	711	714
51-75 students		7	216	606	1		828	829
76-100 students		13	308	410	3	1	727	731
101-125 students	1	23	323	271	2	2	614	618
126-150 students		24	300	196	2	1	517	520
151-175 students		56	295	182	1	4	528	533
176-200 students		45	257	142	2	1	441	444
201-300 students	17	270	690	250	8	10	1,209	1,227
301-500 students	87	539	514	323	14	18	1,431	1,463
501-750 students	158	422	137	189	22	25	859	906
751-1000 students	127	212	48	82	7	38	424	469
1001-1500 students	188	148	30	59	14	32	379	425
1501-2000 students	155	36	15	9	20	29	166	215
2001-2500 students	102	14	5	1	14	31	77	122
2501-3000 students	62	6	4		9	21	42	72
3001-3500 students	54		1		11	13	31	55
3501-4000 students	33				8	7	18	33
4001-4500 students	19		1		6	5	9	20
4501-5000 students	12				3	4	5	12
5001 students and above	14				4	5	5	14
Total	1,029	1,818	3,288	4,059	154	251	9,789	10,194

Table 13: Schools by medium of instruction and size of students' population

Size of student population	Sinhala medium only	Tamil medium only	Sinhala and Tamil medium	Sinhala and English media	Tamil and English media	Sinhala,Tamil and English medium	All Schools
1-15 students	145	117					262
16-30 students	315	190	4			1	510
31-50 students	449	259	3	1	1	1	714
51-75 students	564	264	1				829
76-100 students	453	272	4		1	1	731
101-125 students	415	199	1	3			618
126-150 students	368	145	3	3		1	520
151-175 students	356	171	1	4	1		533
176-200 students	324	116	2	2			444
201-300 students	854	356	10	4	1	2	1,227
301-500 students	949	459	10	31	12	2	1,463
501-750 students	523	285	12	49	30	7	906
751-1000 students	286	100	12	46	22	3	469
1001-1500 students	222	61	6	90	42	4	425
1501-2000 students	72	10	4	92	32	5	215
2001-2500 students	24	3	1	68	22	4	122
2501-3000 students	10	2	1	53	2	4	72
3001-3500 students	1			43	7	4	55
3501-4000 students	1			30		2	33
4001-4500 students	1			18		1	20
4501-5000 students				10		2	12
5001 students and above				11		3	14
Total	6,332	3,009	75	558	173	47	10,194

Table 14: Teachers by category of appointment and district

District	Graduate teachers	Trained teachers	Untrained teachers	Trainee teachers	Other teachers	Total
Colombo	9,917	7,646	94	13	70	17,740
Gampaha	9,143	7,278	102	26	30	16,579
Kalutara	6,203	5,179	65	11	48	11,506
Kandy	7,976	9,153	309	94	22	17,554
Matale	2,695	3,699	131	40	6	6,571
Nuwaraeliya	2,877	6,572	250	218	16	9,933
Galle	5,067	6,242	147	40	14	11,510
Matara	4,743	5,469	68	46	13	10,339
Hambantota	3,804	4,541	70	27	5	8,447
Jaffna	4,371	4,486	44	1	17	8,919
Kilinochchi	694	1,417	11	1		2,123
Mannar	676	1,351	18	2	11	2,058
Vavuniya	885	1,923	9		1	2,818
Mullativu	632	1,305	9	2	75	2,023
Batticaloa	2,978	3,994	54	12	4	7,042
Ampara	3,080	6,138	117	24	20	9,379
Trincomalee	1,573	3,711	71	14	20	5,389
Kurunegala	8,908	10,607	372	44	30	19,961
Puttalam	3,343	4,738	143	29	25	8,278
Anuradhapura	5,230	6,980	125	22	63	12,420
Polonnaruwa	2,367	2,562	61	24	6	5,020
Badulla	5,053	8,065	410	409	72	14,009
Monaragala	2,896	3,593	254	69	22	6,834
Ratnapura	5,631	7,286	136	73	1	13,127
Kegalle	6,014	5,703	241	52	2	12,012
Sri Lanka	106,756	129,638	3,311	1,293	593	241,591

Table 15: Teachers by category of appointment, district and sex

District	Graduate		Trained		Untrained		Trainee		Other		Total	
	Male	Female	Male	Female	Male	Female	Male	Female	Male	Female	Male	Female
Colombo	2,007	7,910	1,090	6,556	21	73	4	9	12	58	3,134	14,606
Gampaha	1,882	7,261	1,116	6,162	12	90	3	23	9	21	3,022	13,557
Kalutara	1,311	4,892	836	4,343	10	55	0	11	4	44	2,161	9,345
Kandy	1,932	6,044	1,835	7,318	48	261	19	75	2	20	3,836	13,718
Mathale	800	1,895	855	2,844	37	94	11	29	2	4	1,705	4,866
NuwaraEliya	948	1,929	2,069	4,503	58	192	60	158	5	11	3,140	6,793
Galle	1,348	3,719	1,372	4,870	27	120	9	31	2	12	2,758	8,752
Mathara	1,345	3,398	1,165	4,304	25	43	15	31	1	12	2,551	7,788
Hambantota	1,103	2,701	1,172	3,369	22	48	8	19	0	5	2,305	6,142
Jaffna	1,482	2,889	1,173	3,313	15	29	1	0	6	11	2,677	6,242
Kilinochchi	237	457	304	1,113	4	7	0	1	0	0	545	1,578
Mannar	289	387	408	943	10	8	2	0	4	7	713	1,345
Vavuniya	338	547	503	1,420	3	6	0	0	1	0	845	1,973
Mullaitivu	275	357	373	932	2	7	0	2	23	52	673	1,350
Bataloa	1,252	1,726	1,264	2,730	22	32	5	7	2	2	2,545	4,497
Ampara	1,461	1,619	2,098	4,040	36	81	14	10	9	11	3,618	5,761
Trincomalee	724	849	1,670	2,041	21	50	6	8	12	8	2,433	2,956
Kurunegala	2,728	6,180	2,607	8,000	77	295	10	34	7	23	5,429	14,532
Puttalam	1,105	2,238	1,260	3,478	44	99	11	18	3	22	2,423	5,855
Anuradhapura	1,749	3,481	1,943	5,037	36	89	5	17	34	29	3,767	8,653
Polonnaruwa	735	1,632	710	1,852	12	49	5	19	2	4	1,464	3,556
Badulla	1,834	3,219	2,209	5,856	73	337	77	332	9	63	4,202	9,807
Moneragala	1,097	1,799	1,060	2,533	66	188	14	55	2	20	2,239	4,595
Rathnapura	1,769	3,862	1,919	5,367	38	98	12	61	0	1	3,738	9,389
Kegalle	1,484	4,530	1,185	4,518	36	205	7	45	0	2	2,712	9,300
Sri Lanka	31,235	75,521	32,196	97,442	755	2,556	298	995	151	442	64,635	176,956

Table 16: Government schools and teachers by functional grade and district

District	1AB schools			1C schools			Type 2 schools			Type 3 schools			Total	
	Schools	Teachers		Schools	Teachers		Schools	Teachers		Schools	Teachers		Schools	Teachers
		Number	%		Number	%		Number	%		Number	%		
Colombo	76	9,109	51.3	80	3,724	21.0	127	3,247	18.3	121	1,660	9.4	404	17,740
Gampaha	72	6,109	36.8	100	4,251	25.6	178	3,672	22.1	187	2,547	15.4	537	16,579
Kalutara	53	4,593	39.9	62	2,373	20.6	160	3,089	26.8	143	1,451	12.6	418	11,506
Kandy	60	5,674	32.3	163	5,858	33.4	209	3,771	21.5	217	2,251	12.8	649	17,554
Mathale	20	1,639	24.9	64	2,002	30.5	100	1,789	27.2	137	1,141	17.4	321	6,571
NuwaraEliya	34	2,223	22.4	92	2,893	29.1	146	2,718	27.4	277	2,099	21.1	549	9,933
Galle	66	5,217	45.3	73	2,504	21.8	100	1,928	16.8	191	1,861	16.2	430	11,510
Mathara	45	3,699	35.8	73	2,714	26.3	113	2,360	22.8	130	1,566	15.1	361	10,339
Hambantota	38	2,493	29.5	70	2,247	26.6	120	2,455	29.1	93	1,252	14.8	321	8,447
Jaffna	50	3,102	35	44	1,488	16.7	145	2,770	31.1	214	1,559	17.5	453	8,919
Kilinochchi	12	633	29.8	14	439	20.7	37	695	32.7	41	356	16.8	104	2,123
Mannar	15	742	36.1	22	562	27.3	31	398	19.3	69	356	17.3	137	2,058
Vavuniya	13	922	32.7	22	617	21.9	43	818	29.0	102	461	16.4	180	2,818
Mullaitivu	14	586	29.0	13	379	18.7	38	727	35.9	58	331	16.4	123	2,023
Bataloa	36	2,220	31.5	53	1,709	24.3	103	1,858	26.4	167	1,255	17.8	359	7,042
Ampara	37	2,771	29.5	67	2,178	23.2	148	2,787	29.7	186	1,643	17.5	438	9,379
Trincomalee	26	1,391	25.8	62	1,653	30.7	95	1,442	26.8	130	903	16.8	313	5,389
Kurunegala	71	6,356	31.8	187	5,972	29.9	287	4,834	24.2	340	2,799	14.0	885	19,961
Puttalam	35	2,111	25.5	71	2,440	29.5	155	2,606	31.5	110	1,121	13.5	371	8,278
Anuradhapur	39	3,212	25.9	98	3,368	27.1	167	3,188	25.7	258	2,652	21.4	562	12,420
Polonnaruwa	25	1,606	32.0	32	1,047	20.9	58	1,105	22.0	135	1,262	25.1	250	5,020
Badulla	49	3,783	27.0	128	4,444	31.7	188	3,438	24.5	242	2,344	16.7	606	14,009
Moneragala	34	2,056	30.1	49	1,565	22.9	115	2,074	30.3	96	1,139	16.7	294	6,834
Rathnapura	58	4,180	31.8	88	2,940	22.4	253	4,318	32.9	199	1,689	12.9	598	13,127
Kegalle	51	4,093	34.1	90	2,685	22.4	184	3,521	29.3	206	1,713	14.3	531	12,012
Sri Lanka	1,029	80,520	33.3	1,818	62,052	25.7	3,288	61,608	25.5	4,059	37,411	15.5	10,194	241,591

Table 17: Teachers by functional grade, districts and Sex

District	1AB schools		1C schools		Type 2 schools		Type 3 schools		Total	
	Male	Female	Male	Female	Male	Female	Male	Female	Male	Female
Colombo	1,777	7,332	637	3,087	571	2,676	149	1,511	3,134	14,606
Gampaha	1,277	4,832	816	3,435	638	3,034	291	2,256	3,022	13,557
Kalutara	945	3,648	436	1,937	572	2,517	208	1,243	2,161	9,345
Kandy	1,407	4,267	1,233	4,625	798	2,973	398	1,853	3,836	13,718
Mathale	472	1,167	546	1,456	428	1,361	259	882	1,705	4,866
NuwaraEliya	692	1,531	975	1,918	871	1,847	602	1,497	3,140	6,793
Galle	1,358	3,859	529	1,975	479	1,449	392	1,469	2,758	8,752
Mathara	1,001	2,698	688	2,026	584	1,776	278	1,288	2,551	7,788
Hambantota	811	1,682	598	1,649	662	1,793	234	1,018	2,305	6,142
Jaffna	1,126	1,976	465	1,023	736	2,034	350	1,209	2,677	6,242
Kilinochchi	180	453	115	324	188	507	62	294	545	1,578
Mannar	285	457	188	374	146	252	94	262	713	1,345
Vavuniya	269	653	219	398	224	594	133	328	845	1,973
Mullaitivu	222	364	145	234	224	503	82	249	673	1,350
Bataloa	804	1,416	631	1,078	684	1,174	426	829	2,545	4,497
Ampara	1,169	1,602	865	1,313	1,035	1,752	549	1,094	3,618	5,761
Trincomalee	533	858	802	851	666	776	432	471	2,433	2,956
Kurunegala	1,920	4,436	1,670	4,302	1,230	3,604	609	2,190	5,429	14,532
Puttalam	656	1,455	802	1,638	726	1,880	239	882	2,423	5,855
Anuradhapura	1,072	2,140	1,041	2,327	1,014	2,174	640	2,012	3,767	8,653
Polonnaruwa	532	1,074	325	722	315	790	292	970	1,464	3,556
Badulla	1,308	2,475	1,339	3,105	991	2,447	564	1,780	4,202	9,807
Moneragala	810	1,246	476	1,089	684	1,390	269	870	2,239	4,595
Rathnapura	1,339	2,841	761	2,179	1,215	3,103	423	1,266	3,738	9,389
Kegalle	1,097	2,996	602	2,083	714	2,807	299	1,414	2,712	9,300
Sri Lanka	23,062	57,458	16,904	45,148	16,395	45,213	8,274	29,137	64,635	176,956

Table 18: Government Schools by size of teacher population and district

District	Size of teacher population																					Total		
	One teacher	Two teachers	Three teachers	Four teachers	Five teachers	Six teachers	Seven teachers	Eight teachers	Nine teachers	Ten teachers	11-15 teachers	16-20 teachers	21-25 teachers	26-30 teachers	31-40 teachers	41-50 teachers	51-60 teachers	61-70 teachers	71-80 teachers	81-90 teachers	91-100 teachers		101-150 teachers	151 & above teachers
Colombo			2		3	8	20	13	11	2	46	68	26	29	34	33	23	13	12	5	6	34	16	404
Gampaha				1	4	9	58	23	8	3	70	105	36	44	63	29	16	13	15	13	9	11	7	537
Kalutara		1	1	1	9	14	47	22	9	6	64	96	27	8	26	33	11	7	8	10	4	10	4	418
Kandy	3	8	7	20	19	25	39	30	17	12	80	100	70	50	65	31	15	15	9	4	7	14	9	649
Matale	4	3	5	11	19	20	26	13	3	9	39	65	34	18	22	8	5	3	5	1	3	5		321
Nuwara-Eliya	2	4	9	23	34	69	55	33	16	12	53	63	62	26	43	15	11	6	3	3	4	3		549
Galle		1	3	4	4	15	52	33	25	8	49	69	43	21	26	20	8	17	6	2	8	11	5	430
Matara	1		2	6	2	16	19	10	11	10	42	67	44	29	35	21	9	11	4	5	5	9	3	361
Hambantota		2			3	7	11	11	17	11	27	73	50	33	25	20	12	8						321
Jaffna	12	2	8	16	32	61	31	11	10	5	62	58	39	26	21	26	11	12		4		6	1	453
Kilinochchi			1	3	8	11	5	2		1	20	13	13	6	7	9	3	1				1		104
Mannar	2	5	15	15	11	10	6	3	1	4	20	12	10	8	6	4	1	1			2	1		137
Vavuniya	11	24	19	11	5	12	6	5	4	3	14	21	16	10	5	6	2	1	1		1	2	1	180
Mullaitivu	2	8	12	2	8	10	6	3	2	2	16	16	8	9	9	7	1	1	1					123
Batticaloa	1	10	12	15	12	32	31	17	7	12	46	44	31	18	37	12	7	2	5	1	4	3		359
Ampara			9	11	17	34	37	20	12	11	85	70	30	21	27	17	11	7	5	3	1	8	2	438
Trincomalee	3	5	6	13	18	23	25	12	8	13	60	44	31	12	21	6	4	2	1	2	1	3		313
Kurunegala	1	4	6	10	23	62	115	49	28	15	156	136	77	46	52	24	21	10	11	7	7	16	9	885
Puttalam	1	1	2	2	10	10	31	12	6	10	90	75	27	25	24	17	11	6	1	3	2	3	2	371
Anuradhapura	1		5	6	11	38	68	49	22	11	58	95	57	27	47	28	10	6	3	7	3	6	4	562
Polonnaruwa			2	2	2	28	46	13	10	6	25	41	18	14	14	11	6	3	1	4	2	2		250
Badulla	2	5	4	13	17	30	46	43	25	14	64	102	69	43	49	28	15	12	6	4	1	12	2	606
Monaragala			1	5	9	10	15	13	8	6	42	64	35	20	32	13	6	5	2	4	2	2		294
Ratnapura	3	9	23	18	36	31	39	14	8	13	95	123	41	34	39	18	18	12	5	2	6	9	2	598
Kegalle	5	5	17	13	15	31	41	31	12	10	60	104	63	34	35	10	9	10	5	7		7	7	531
Sri Lanka	54	97	171	221	331	616	875	485	280	209	1,383	1,724	957	611	764	446	246	184	110	92	79	185	74	10,194

Table 19: Gross pupil Teacher ratios by category of teacher and district

	Teachers						Pupil/Graduate Teacher ratio	Pupil/Trained Teacher ratio	Pupil/UnTrained Teacher ratio	Overall Pupil Teacher ratio
	Schools	Pupils	Graduate	Trained	Untrained	Total				
Colombo	404	375,187	9,917	7,646	177	17,740	38	49	2,120	21
Gampaha	537	361,780	9,143	7,278	158	16,579	40	50	2,290	22
Kalutara	418	228,146	6,203	5,179	124	11,506	37	44	1,840	20
Kandy	649	281,752	7,976	9,153	425	17,554	35	31	663	16
Matale	321	103,961	2,695	3,699	177	6,571	39	28	587	16
Nuwara-Eliya	549	162,283	2,877	6,572	484	9,933	56	25	335	16
Galle	430	225,458	5,067	6,242	201	11,510	44	36	1,122	20
Matara	361	167,797	4,743	5,469	127	10,339	35	31	1,321	16
Hambantota	321	138,440	3,804	4,541	102	8,447	36	30	1,357	16
Jaffna	453	116,203	4,371	4,486	62	8,919	27	26	1,874	13
Kilinochchi	104	32,497	694	1,417	12	2,123	47	23	2,708	15
Mannar	137	26,853	676	1,351	31	2,058	40	20	866	13
Vavuniya	180	37,226	885	1,923	10	2,818	42	19	3,723	13
Mullaitivu	123	28,306	632	1,305	86	2,023	45	22	329	14
Batticaloa	359	131,038	2,978	3,994	70	7,042	44	33	1,872	19
Ampara	438	164,591	3,080	6,138	161	9,379	53	27	1,022	18
Trincomalee	313	99,105	1,573	3,711	105	5,389	63	27	944	18
Kurunegala	885	341,174	8,908	10,607	446	19,961	38	32	765	17
Puttalam	371	168,185	3,343	4,738	197	8,278	50	35	854	20
Anuradhapura	562	202,406	5,230	6,980	210	12,420	39	29	964	16
Polonnaruwa	250	89,591	2,367	2,562	91	5,020	38	35	985	18
Badulla	606	185,103	5,053	8,065	891	14,009	37	23	208	13
Monaragala	294	105,491	2,896	3,593	345	6,834	36	29	306	15
Ratnapura	598	223,000	5,631	7,286	210	13,127	40	31	1,062	17
Kegalle	531	170,391	6,014	5,703	295	12,012	28	30	578	14
Sri Lanka	10,194	4,165,964	106,756	129,638	5,197	241,591	39	32	802	17

Teachers still working in temporary closed schools. Those Teachers are not included in this table.

*Untrained: - including trainees & other

Table 20: Gross pupil teacher ratio by functional grade of school, Sex of schools and district

District	Functional grade of school				Sex of schools			Total
	1AB	1C	Type 2	Type 3	Boys	Girls	Mixed	
Colombo	23	19	18	23	22	23	20	21
Gampaha	24	22	17	24	22	27	21	22
Kalutara	23	20	15	20	26	25	19	20
Kandy	20	15	11	18	20	21	15	16
Matale	21	16	10	17	20	22	15	16
Nuwara-Eliya	18	18	14	15	16	16	16	16
Galle	24	17	12	20	24	26	18	20
Matara	20	15	10	18	22	24	15	16
Hambantota	21	15	10	22	16	21	16	16
Jaffna	16	12	9	14	15	16	12	13
Kilinochchi	18	14	14	16	0	16	15	15
Mannar	15	12	11	13	17	16	13	13
Vavuniya	17	12	11	10	0	17	13	13
Mullaitivu	15	15	12	15	0	19	14	14
Batticaloa	21	18	17	18	21	23	18	19
Ampara	20	18	15	18	19	22	17	18
Trincomalee	21	19	15	18	20	22	18	18
Kurunegala	21	17	13	17	22	26	17	17
Puttalam	23	21	17	23	24	28	20	20
Anuradhapura	21	15	12	17	21	27	16	16
Polonnaruwa	20	18	15	18	0	13	18	18
Badulla	17	13	10	12	16	20	13	13
Monaragala	19	15	10	20	28	20	15	15
Ratnapura	19	18	13	21	23	22	17	17
Kegalle	18	13	10	16	20	23	14	14
Sri Lanka	21	17	13	18	21	23	17	17

Table 21: Gross pupil teacher ratios by medium of instruction of school and district

District	Sinhala only	Tamil only	Sinhala and Tamil	Sinhala and English	Tamil and English	Sinhala, Tamil and English
Colombo	20	16	17	23	21	23
Gampaha	21	19	24	24	19	23
Kalutara	18	19	18	24	23	23
Kandy	13	17	18	19	20	19
Matale	15	14	9	21	21	0
Nuwara-Eliya	12	19	17	16	20	21
Galle	18	13	19	24	18	0
Matara	14	18	19	20	25	0
Hambantota	14	17	20	23	0	0
Jaffna	0	11	12	0	17	0
Kilinochchi	0	15	0	0	18	0
Mannar	10	12	0	0	16	0
Vavuniya	12	13	0	7	17	0
Mullaitivu	12	14	0	0	16	0
Batticaloa	20	18	21	0	21	0
Ampara	17	17	0	26	18	0
Trincomalee	18	18	3	0	21	0
Kurunegala	15	18	12	21	20	12
Puttalam	19	20	18	24	20	25
Anuradhapura	15	15	0	22	0	0
Polonnaruwa	17	19	24	20	0	0
Badulla	11	15	8	18	16	11
Monaragala	15	13	25	19	19	0
Ratnapura	15	21	16	20	16	21
Kegalle	12	15	13	18	19	0
Sri Lanka	15	16	18	21	19	21

Table 22: Schools by gross pupil teacher ratio and district

District	Pupil teacher ratio grouped																Total
	One student per teacher	Two students per teacher	Three students per teacher	Four students per teacher	Five students per teacher	Six students per teacher	Seven students per teacher	Eight students per teacher	Nine students per teacher	10-20 students per teacher	21-30 students per teacher	31-40 students per teacher	41-50 students per teacher	51-75 students per teacher	76-100 students per teacher	101 and above students per teacher	
Colombo	1	1	3	2	8	13	9	10	12	177	153	15					404
Gampaha			1	3	9	14	10	13	16	230	211	30					537
Kalutara	1		5	13	19	16	19	18	14	184	118	11					418
Kandy	2	12	19	17	39	33	35	36	37	302	106	10			1		649
Matale		3	7	18	20	19	24	18	17	145	42	8					321
Nuwara-Eliya	2	4	15	11	10	33	29	20	26	288	93	14	2	1		1	549
Galle	2	4	8	12	17	16	24	17	18	185	97	29	1				430
Matara	6	7	20	26	20	18	13	20	17	142	63	9					361
Hambantota	2	10	11	15	17	18	11	24	22	134	42	14			1		321
Jaffna	5	8	13	23	26	31	33	43	32	202	35	2					453
Kilinochchi			3	4	4	5	8	2	5	60	13						104
Mannar	2	1	3	3	5	13	8	7	14	69	12						137
Vavuniya	1	6	3	13	17	19	16	13	11	71	9	1					180
Mullaitivu		1		1	8	5	7	10	9	73	9						123
Batticaloa	1	3	3	3	14	10	9	13	20	185	89	9					359
Ampara		3	3	9	13	14	29	15	21	228	89	9	2	2		1	438
Trincomalee		1	4	6	7	13	6	7	10	172	80	5	1	1			313
Kurunegala		2	18	29	36	43	51	47	43	434	162	18		2			885
Puttalam			1	2	4	9	13	23	18	156	125	15	4	1			371
Anuradhapura			10	17	27	32	34	33	28	304	71	5		1			562
Polonnaruwa		1	1	1	5	9	9	12	14	140	50	8					250
Badulla	4	21	31	38	48	35	42	37	33	254	58	2	3				606
Monaragala	5	3	10	21	14	18	15	11	14	139	34	9		1			294
Ratnapura		2	20	39	32	32	32	26	33	253	103	21	1	4			598
Kegalle	3	19	23	43	50	28	39	32	37	178	69	6	3	1			531
Sri Lanka	37	112	235	369	469	496	525	507	521	4,705	1,933	250	17	14	2	2	10,194

Excludes Teachers who are still working in Temporary closed schools.

Table 23: Schools by functional grade, Sex of school and gross pupil teacher ratio group

Pupil teacher ratio grouped	Functional grade				Sex of school			Total
	1AB	1C	Type 2	Type 3	Boys	Girls	Mixed	
1 student per teacher			4	33	1		36	37
2 students per teacher		1	30	81		1	111	112
3 students per teacher		6	76	153	1	2	232	235
4 students per teacher		13	142	214	1	1	367	369
5 students per teacher		29	184	256	2		467	469
6 students per teacher	2	26	229	239	2		494	496
7 students per teacher	4	55	240	226	1	2	522	525
8 students per teacher	9	43	248	207	1	1	505	507
9 students per teacher	15	77	214	215	2	5	514	521
10-20 students per teacher	562	1,194	1,616	1,333	63	85	4,557	4,705
21-30 students per teacher	426	367	284	856	78	143	1712	1,933
31-40 students per teacher	10	7	18	215	2	11	237	250
41-50 students per teacher	1			16			17	17
51-75 students per teacher			3	11			14	14
76-100 students per teacher				2			2	2
101 or more students per teacher				2			2	2
All schools	1,029	1,818	3,288	4,059	154	251	9,789	10,194

Table 24: Schools by medium of instructions and gross pupil teacher ratio group

Pupil teacher ratio grouped	Medium of instruction						Total
	Sinhala medium only	Tamil medium only	Sinhala and Tamil medium	Sinhala and English medium	Tamil and English media	Sinhala, Tamil and English medium	
1 students per teacher	29	8					37
2 students per teacher	86	25	1				112
3 students per teacher	190	43	1			1	235
4 students per teacher	277	90	2				369
5 students per teacher	350	114	3	2			469
6 students per teacher	350	142	4				496
7 students per teacher	353	163	1	5	2	1	525
8 students per teacher	349	150	2	5		1	507
9 students per teacher	347	167	3	2	2		521
10-20 students per teacher	2,763	1,526	33	255	107	21	4,705
21-30 students per teacher	1,033	511	22	284	62	21	1,933
31-40 students per teacher	191	50	3	5		1	250
41-50 students per teacher	6	10				1	17
51-75 students per teacher	7	7					14
76-100 students per teacher	1	1					2
101 or above students per teacher		2					2
Total	6,332	3,009	75	558	173	47	10,194

Table 25: Schools by gross pupil teacher ratio and number of teachers in school

Number of teachers in school	Pupil teacher ratio grouped																Total	
	One student per teacher	Two students per teacher	Three students per teacher	Four students per teacher	Five students per teacher	Six students per teacher	Seven students per teacher	Eight students per teacher	Nine students per teacher	10-20 students per teacher	21-30 students per teacher	31-40 students per teacher	41-50 students per teacher	51-75 students per teacher	76-100 students per teacher	101 and above students per teachers		
One teacher	5	13	2	7	6	1		2	3	8				1	5		1	54
Two teachers	3	7	6	11	10	8	12	8	1	20	6	3	1	1				97
Three teachers	6	3	14	18	13	20	14	11	13	38	12	5	2	1			1	171
Four teachers	3	6	13	20	22	20	17	17	13	72	14	2	2					221
Five teachers	8	14	21	26	34	24	25	21	21	107	24	5		1				331
Six teachers	3	15	36	37	57	47	46	49	42	219	54	8		1	2			616
Seven teachers	3	15	29	57	48	64	57	42	64	363	124	5	1	3				875
Eight teachers		4	17	23	40	34	34	27	44	196	63	3						485
Nine teachers	1	4	9	12	15	16	15	21	12	121	46	6	2					280
Ten teachers		5	11	13	12	15	8	9	9	82	36	9						209
11-15 teachers	4	13	38	60	73	89	92	89	72	533	254	57	7	2				1,383
16-20 teachers		11	25	56	88	103	120	123	111	845	197	45						1,724
21-25 teachers	1	2	11	22	31	35	41	53	52	529	156	23	1					957
26-30 teachers			3	6	10	11	27	16	28	369	119	22						611
31-40 teachers				1	8	7	11	12	25	470	203	27						764
41-50 teachers					2	1	3	3	6	302	114	15						446
51-60 teachers						1	3	1	3	147	87	4						246
61-70 teachers								3	1	100	79	1						184
71-80 teachers									1	42	65	2						110
81-90 teachers										40	50	2						92
91-100 teachers										36	42	1						79
101-150 teachers										55	126	4						185
151 or above teachers										11	62	1						74
Total	37	112	235	369	469	496	525	507	521	4,705	1,933	250	17	14	2	2	2	10,194

Table 26: Grade one new admissions by gender, medium of study and district

District	Sinhala medium			Tamil medium			Total		
	Male	Female	Total	Male	Female	Total	Male	Female	Total
Colombo	11,675	11,281	22,956	1,412	1,439	2,851	13,087	12,720	25,807
Gampaha	12,964	13,228	26,192	682	774	1,456	13,646	14,002	27,648
Kalutara	7,907	7,471	15,378	1,151	1,265	2,416	9,058	8,736	17,794
Kandy	7,885	7,739	15,624	2,666	2,758	5,424	10,551	10,497	21,048
Matale	3,578	3,365	6,943	808	747	1,555	4,386	4,112	8,498
Nuwara-Eliya	2,426	2,409	4,835	4,047	4,045	8,092	6,473	6,454	12,927
Galle	8,639	8,331	16,970	185	211	396	8,824	8,542	17,366
Matara	6,197	5,946	12,143	306	323	629	6,503	6,269	12,772
Hambantota	5,632	5,421	11,053	69	63	132	5,701	5,484	11,185
Jaffna	-	-	0	4,127	4,007	8,134	4,127	4,007	8,134
Kilinochchi	-	-	0	905	915	1,820	905	915	1,820
Mannar	-	-	0	900	889	1,789	900	889	1,789
Vavuniya	163	174	337	1,349	1,307	2,656	1,512	1,481	2,993
Mullaitivu	101	97	198	932	853	1,785	1,033	950	1,983
Batticaloa	26	18	44	4,959	4,732	9,691	4,985	4,750	9,735
Ampara	2,451	2,415	4,866	4,280	4,072	8,352	6,731	6,487	13,218
Trincomalee	998	1,019	2,017	2,802	2,860	5,662	3,800	3,879	7,679
Kurunegala	12,712	12,187	24,899	1,062	1,019	2,081	13,774	13,206	26,980
Puttalam	5,237	4,919	10,156	1,749	1,757	3,506	6,986	6,676	13,662
Anuradhapura	7,983	7,796	15,779	648	661	1,309	8,631	8,457	17,088
Polonnaruwa	3,496	3,424	6,920	398	375	773	3,894	3,799	7,693
Badulla	5,159	4,980	10,139	1,934	1,960	3,894	7,093	6,940	14,033
Monaragala	4,511	4,347	8,858	221	236	457	4,732	4,583	9,315
Ratnapura	8,163	7,935	16,098	899	868	1,767	9,062	8,803	17,865
Kegalle	5,573	5,452	11,025	1,044	1,034	2,078	6,617	6,486	13,103
Sri Lanka	123,476	119,954	243,430	39,535	39,170	78,705	163,011	159,124	322,135

Table 27: Grade one new admissions by gender, functional grade of school and district

District	Functional Grade								All school		
	1AB		1C		Type 2		Type 3				
	Male	Female	Male	Female	Male	Female	Male	Female	Male	Female	Total
Colombo	4,615	4,447	2,198	2,437	2,652	2,528	3,622	3,308	13,087	12,720	25,807
Gampaha	1,584	1,869	3,182	3,371	3,035	2,884	5,845	5,878	13,646	14,002	27,648
Kalutara	2,342	2,034	1,875	1,837	2,084	2,126	2,757	2,739	9,058	8,736	17,794
Kandy	1,626	2,082	2,627	2,903	2,112	1,789	4,186	3,723	10,551	10,497	21,048
Matale	575	575	886	864	944	859	1,981	1,814	4,386	4,112	8,498
Nuwara-Eliya	407	513	1,187	1,098	1,654	1,713	3,225	3,130	6,473	6,454	12,927
Galle	2,256	2,336	1,550	1,703	1,127	1,033	3,891	3,470	8,824	8,542	17,366
Matara	1,079	787	1,521	1,636	1,248	1,205	2,655	2,641	6,503	6,269	12,772
Hambantota	332	306	1,423	1,373	1,305	1,296	2,641	2,509	5,701	5,484	11,185
Jaffna	369	438	467	505	1,002	886	2,289	2,178	4,127	4,007	8,134
Kilinochchi	91	100	117	114	307	313	390	388	905	915	1,820
Mannar	205	206	167	198	143	148	385	337	900	889	1,789
Vavuniya	426	403	230	227	430	381	426	470	1,512	1,481	2,993
Mullaitivu	20	32	204	210	399	331	410	377	1,033	950	1,983
Batticaloa	653	611	901	1,003	1,226	1,153	2,205	1,983	4,985	4,750	9,735
Ampara	461	811	1,132	988	1,964	1,871	3,174	2,817	6,731	6,487	13,218
Trincomalee	606	623	688	1,111	898	884	1,608	1,261	3,800	3,879	7,679
Kurunegala	1,807	2,015	3,738	3,445	3,303	3,145	4,926	4,601	13,774	13,206	26,980
Puttalam	572	562	1,776	1,681	2,244	1,964	2,394	2,469	6,986	6,676	13,662
Anuradhapura	380	424	1,758	1,699	1,867	1,850	4,626	4,484	8,631	8,457	17,088
Polonnaruwa	146	130	696	703	853	889	2,199	2,077	3,894	3,799	7,693
Badulla	802	959	1,753	1,732	1,623	1,572	2,915	2,677	7,093	6,940	14,033
Monaragala	203	175	986	954	1,212	1,123	2,331	2,331	4,732	4,583	9,315
Ratnapura	682	719	2,043	1,968	2,929	2,831	3,408	3,285	9,062	8,803	17,865
Kegalle	921	968	1,273	1,277	1,718	1,658	2,705	2,583	6,617	6,486	13,103
Sri Lanka	23,160	24,125	34,378	35,037	38,259	36,414	67,214	63,548	163,011	159,124	322,135

Table 28: Schools by functional grade, sex of students and size of grade one new Admissions

Grade 1 new Admissions grouped	Functional grade				Sex of school			Total
	1AB	1C	Type 2	Type 3	Boys	Girls	Mixed	
Non Admissions	33	77	135	188	1	3	429	433
One Admissions	1	9	35	92		2	135	137
Two Admissions		2	42	94	1		137	138
Three Admissions		2	56	118			176	176
Four Admissions		3	72	148		2	221	223
Five Admissions		3	89	146	1	1	236	238
Six Admissions		7	84	141			232	232
Seven Admissions		7	100	121		1	227	228
Eight Admissions		12	97	161		1	269	270
Nine Admissions	1	9	100	145	1		254	255
10-15 Admissions		98	648	602	5	3	1,340	1,348
16-20 Admissions	3	107	435	377		4	918	922
21-25 Admissions	5	138	363	250	5	2	749	756
26-30 Admissions	4	103	262	209	3	4	571	578
31-40 Admissions	11	246	348	334	9	17	913	939
41-60 Admissions	14	262	194	207	13	22	642	677
61-80 Admissions	38	225	92	237	15	33	544	592
81-100 Admissions	19	55	17	91	6	10	166	182
101-125 Admissions	73	84	27	148	16	38	278	332
126-150 Admissions	36	15	6	53	7	15	88	110
151-200 Admissions	107	31	21	99	26	45	187	258
201-250 Admissions	28	2	5	27	15	4	43	62
Admissions above 251	11	1	3	15	2	5	23	30
Total	384	1,498	3,231	4,003	126	212	8,778	9,116

Table 29: Schools by medium of instructions and size of grade one new admissions

Grade 1 new admissions grouped	Medium of instruction					
	Sinhala medium only	Tamil medium only	Sinhala and Tamil only	Sinhala and English only	Tamil and English only	Sinhala, Tamil and English
Non Admissions	154	259	3	11	4	2
One Admissions	66	69			1	1
Two Admissions	75	61	2			
Three Admissions	112	63	1			
Four Admissions	144	79				
Five Admissions	138	100				
Six Admissions	145	87				
Seven Admissions	154	72	1			1
Eight Admissions	182	84	2	1	1	
Nine Admissions	168	84	1	2		
10-15 Admissions	909	429	2	3	3	2
16-20 Admissions	617	299	4	1		1
21-25 Admissions	501	243	8	3	1	
26-30 Admissions	376	192	4	3	2	1
31-40 Admissions	664	249	6	14	6	
41-60 Admissions	432	221	4	10	8	2
61-80 Admissions	421	119	7	30	14	1
81-100 Admissions	112	53	5	7	4	1
101-125 Admissions	216	28	8	55	22	3
126-150 Admissions	60	14	3	19	8	6
151-200 Admissions	133	16	5	85	11	8
201-250 Admissions	30	4		20	4	4
Admissions above 251	15	2		11		2
Total	5,824	2,827	66	275	89	35

Table 30: Schools by size of grade one new admissions and district

District	Grade 1 new admissions grouped																						Total	
	Non Admissions	One Admissions	Two Admissions	Three Admissions	Four Admissions	Five Admissions	Six Admissions	Seven Admissions	Eight Admissions	Nine Admissions	10-15 Admissions	16-20 Admissions	21-25 Admissions	26-30 Admissions	31-40 Admissions	41-60 Admissions	61-80-NewAdmissions	81-100 Admissions	101-125 Admissions	126-150 Admissions	151-200 Admissions	201-250 Admissions		Admissions above 251
Colombo	2	2	3	2	5	2	4	5	3	5	27	25	30	15	34	32	49	18	34	18	26	15	6	362
Gampaha	7	2			4	1		10	7	8	46	33	40	37	65	40	56	10	40	21	36	4	2	469
Kalutara	10	3	5	1	9	11	9	7	10	6	45	34	24	28	43	26	41	11	22	10	17	5	1	378
Kandy	25	12	5	14	10	16	14	21	21	25	74	58	46	37	50	31	47	8	25	8	26	1	1	575
Matale	10	4	8	6	9	11	13	9	7	10	44	33	27	15	30	11	14	4	8	4	9			286
Nuwara-Eliya	17	7	3	10	18	7	7	8	13	24	93	53	50	39	60	45	14	10	9	2	3			492
Galle	10	3	2	7	7	8	12	8	5	8	50	39	36	23	58	19	28	2	21	5	25	5	2	383
Matara	21	6	6	5	7	5	12	12	10	11	34	22	23	20	32	25	26	8	10	4	16	4		319
Hambantota	16	6	3	2	3	8	8	7	5	2	30	37	36	19	30	16	20	5	9	4	5	4	5	280
Jaffna	25	13	11	17	15	19	18	17	22	10	79	45	39	15	16	19	18	5	2	2		3		410
Kilinochchi	23	1		3	3	6	1	1	2		13	7	11	4	7	5	4	1	1	1				94
Mannar	28	6	3	4	3	6	4	6	6	2	13	10	9	7	8	2	1	1	3					122
Vavuniya	17	8	12	11	14	10	10	2	8	4	19	10	7	8	13	9	2			2	3			169
Mullaitivu	7	5	3	4	3	4	5	12	3	6	18	8	4	8	9	9	2		1					111
Batticaloa	11	10	7	7	5	10	10	4	5	8	51	37	26	24	34	29	17	9	11	1	5			321
Ampara	11	1	5	2	3	14	5	8	14	10	59	49	39	38	32	46	19	16	11	3	6	2		393
Trincomalee	26	2	8	3	8	5	3	8	6	10	40	38	23	20	32	26	12	7	4	1	4			286
Kurunegala	21	7	8	15	16	24	20	21	30	21	130	94	65	48	111	62	51	8	28	6	19	4	1	810
Puttalam	14	3	4		2	1	8	5	4	6	40	43	28	24	47	32	26	17	18		10		1	333
Anuradhapura	25	3	3	10	8	10	9	9	19	11	90	46	51	33	52	43	34	12	12	3	7	3	5	498
Polonnaruwa	9	2	1	2	1	1	1	3	8	4	39	27	16	23	27	21	16	4	7	4	3		1	220
Badulla	19	13	10	16	20	23	19	10	23	15	108	60	43	34	44	40	26	5	11	1	7	1	1	549
Monaragala	6	1	4	6	6	9	6	4	14	10	26	29	25	12	24	22	19	7	9	2	8	2	1	252
Ratnapura	49	7	12	13	15	12	20	19	13	16	94	44	29	32	37	44	26	10	23	5	12	5	3	540
Kegalle	24	10	12	16	29	15	14	12	12	23	86	41	29	15	44	23	24	4	13	3	11	4		464
Sri Lanka	433	137	138	176	223	238	232	228	270	255	1,348	922	756	578	939	677	592	182	332	110	258	62	30	9,116

Table 31: Fee levying conditions of Private Schools and their functional grade

District	Private schools		Functional Grade			total
	Fee levying	Non Fee levying	1AB	1C	type 2	
Colombo	13	17	20	6	4	30
Gampaha	5	6	7	2	2	11
Kalutara	3	4	2	2	3	7
Kandy	1	7	6		2	8
Matale	1	1		2		2
Nuwara-Eliya	2			1	1	2
Galle		1		1		1
Matara	5	1	2	3	1	6
Hambantota	1			1		1
Jaffna	3	2	5			5
Kurunegala	1		1			1
Anuradhapura		1			1	1
Badulla		4	1	1	2	4
Ratnapura	1		1			1
Sri Lanka	36	44	45	19	16	80

There are no Private Schools at Kilinochchi, Mannar, Vavuniya, Mullativu, Ampara, Trincomalee & Polonnaruwa.

Table 32: Students and Teachers of Private Schools

District	Students			Teachers		
	Male	Female	Total	Male	Female	Total
Colombo	35,807	31,281	67,088	641	2,736	3,377
Gampaha	13,776	12,620	26,396	216	820	1,036
Kalutara	3,640	5,270	8,910	63	340	403
Kandy	6,391	4,772	11,163	136	549	685
Matale	271	1,283	1,554	6	73	79
Nuwara-Eliya	1,139	827	1,966	21	75	96
Galle	12	139	151	5	15	20
Matara	823	4,197	5,020	20	190	210
Hambantota	379	367	746	5	26	31
Jaffna	4,910	3,385	8,295	149	204	353
Kurunegala	422	779	1,201	2	48	50
Anuradhapura	390	344	734	6	31	37
Badulla	2,345	58	2,403	64	75	139
Ratnapura	427	408	835	11	28	39
Sri Lanka	70,732	65,730	136,462	1,345	5,210	6,555

There are no Special Schools at Kilinochchi, Mannar, Vavuniya, Mullativu, Ampara, Trincomalee & Polonnaruwa.

Table 33: Private Schools' teachers by category of appointment and sex

District	Graduate		Trained		Untrained		Trainee		Other		Total	
	Male	Female	Male	Female	Male	Female	Male	Female	Male	Female	Male	Female
Colombo	335	1,130	127	789	105	393	26	287	48	137	641	2,736
Gampaha	76	262	54	257	37	180	29	85	20	36	216	820
Kalutara	22	103	20	108	3	42	4	52	14	35	63	340
Kandy	68	166	27	191	19	82	4	28	18	82	136	549
Matale	2	21	3	35	1	17					6	73
Nuwara-Eliya		3	5	36	2	17	12	18	2	1	21	75
Galle			3	2	2	10		3			5	15
Matara	5	40	7	110	4	25	3	12	1	3	20	190
Hambantota	1	5	4	19				2			5	26
Jaffna	93	105	32	63	19	31	2	3	3	2	149	204
Kurunegala	2	19		20		2				7	2	48
Anuradhapura	1	5	3	4	2	22					6	31
Badulla	25	21	17	23	20	31	2				64	75
Ratnapura	8	3		8	3	17					11	28
Sri Lanka	638	1,883	302	1,665	217	869	82	490	106	303	1,345	5,210

There are no Special Schools at Kilinochchi, Mannar, Vavuniya, Mullativu, Ampara, Trincomalee & Polonnaruwa

Table 34: Special School and their students and teachers

District	No of school	Students			Teachers		
		Male	Female	Total	Male	Female	Total
Colombo	4	336	194	530	15	85	100
Gampaha	4	264	147	411	7	63	70
Kalutara	3	86	76	162		33	33
Kandy	1	50	34	84	3	15	18
Matale	1	26	14	40	2	10	12
Galle	2	109	45	154	9	21	30
Matara	1	62	60	122	4	20	24
Hambantota	1	94	80	174	16	24	40
Jaffna	1	65	64	129	8	21	29
Batticaloa	1	34	7	41	1	8	9
Kurunegala	1	55	47	102	3	17	20
Puttalam	1	35	31	66	3	11	14
Anuradhapura	1	49	43	92	6	8	14
Badulla	1	81	72	153	10	23	33
Monaragala	1	46	37	83	8	7	15
Ratnapura	1	43	25	68	6	9	15
Kaegalle	1	23	62	85	1	11	12
Total	26	1,458	1,038	2,496	102	386	488

There are no Special Schools at Nuwaraeliya, Kilinochchi, Mannar, Vavuniya, Mullativu, Ampara, Trincomalee & Polonnaruwa.

Table 35: Pirivenas and their students and teachers

District	Pirivenas				Students			Approved Teachers			UnApproved Teachers			Total No. of Teachers
	Mulika	Maha	Vidyayathana	Total	Clergy	Laity	Total	Clergy	Laity	Total	Clergy	Laity	Total	
Colombo	29	9	4	42	2,216	1,065	3,281	194	137	331	22	11	33	364
Gampaha	35	21	2	58	2,573	2,758	5,331	289	251	540	15	10	25	565
Kaluthara	29	10	7	46	2,306	3,442	5,748	223	255	478	10	3	13	491
Kandy	47	24	7	78	4,079	3,114	7,193	358	305	663	17	22	39	702
Matale	11	9	1	21	993	549	1,542	99	65	164	5	6	11	175
Nuwaraeliya	6	3	1	10	637	234	871	51	33	84	2	2	4	88
Galle	45	17	4	66	2,645	1,517	4,162	255	258	513	16	16	32	545
Matara	49	11	6	66	2,552	2,689	5,241	230	361	591	23	10	33	624
Hambantota	22	9	1	32	1,342	755	2,097	99	150	249	11	9	20	269
Vavuniya	-	-	1	1	8	237	245	5	20	25	1	1	2	27
Mullativu	1	-	-	1	30	14	44	2	4	6	-	-	-	6
Ampara	13	4	-	17	699	223	922	54	55	109	6	2	8	117
Trincomalee	4	1	1	6	252	227	479	18	17	35	6	2	8	43
Kurunegala	42	35	7	84	3,617	3,961	7,578	334	418	752	15	21	36	788
Puttalam	7	6	-	13	597	196	793	42	43	85	6	-	6	91
Anuradhapura	24	15	3	42	1,913	1,632	3,545	166	177	343	11	7	18	361
Polonnaruwa	8	7	-	15	829	501	1,330	56	63	119	6	4	10	129
Badulla	26	12	3	41	1,683	1,238	2,921	153	181	334	6	15	21	355
Monaragala	16	4	3	23	917	1,091	2,008	79	128	207	4	2	6	213
Ratnapura	35	7	7	49	1,527	2,114	3,641	196	223	419	12	6	18	437
Kegalle	18	17	7	42	2,026	1,874	3,900	182	185	367	13	12	25	392
Sri Lanka	467	221	65	753	33,441	29,431	62,872	3,085	3,329	6,414	207	161	368	6,782

Table 36: Teacher Training Colleges and their trainees, Academic Staff & Non Academic Staff

Name	No of Trainees				Staff	
	Male	Female	Total	Pass Out	Non Academic	Academic
Balapitiya	55	253	308	0	17	8
Amarasuruya	54	210	264	0	32	23
Giragama	75	400	475	0	24	19
Addalachchen	60	261	321	0	21	9
Batticaloa	88	354	442	39	18	10
Kotagala	52	356	408	0	17	12
*Palay						
Kopay	146	189	335	0	26	34
total	530	2023	2553	0	155	115

* Palay attached to Kopay

Table 37: National Colleges of Education and their trainees, Academic Staff & Non Academic Staff

Name	No of Trainees				No of Staff	
	Male	Female	Total	Pass Out	Academic	Non academic
Uva	42	131	173	158	19	46
Nilwala	60	420	480	204	31	70
Mahaweli	51	647	698	243	48	76
Sariputta (Nittabuwa)	91		91	27	11	47
Sariputta (Dabadeniya)	15	261	276		13	19
Siyanee	90	373	463	211	38	83
Hapitigama	27	580	607		39	78
Vavuniya	137	307	444	213	30	41
SriPada	86	360	446	171	37	62
Batticaloa	83	122	205		27	43
Pasdunrata	24	468	492	258	41	78
Pulatisipura	47	456	503	158	27	53
Ruwanpura	52	271	323	165	23	58
Wayaba	68	407	475	200	34	62
Ruhuna	35	362	397		22	58
Jaffna	92	356	448	186	45	46
Addalaichchenai	76	285	361		24	60
Darga Nagara		317	317	147	16	39
Peradeniya	56	360	416	261	25	41
Management & Entrepreneurship	51	348	399		27	48
Total	1,183	6,831	8,014	2,602	577	1,108

Table 38: Computers availability for students

District	Compter for students				
	Primary	Secondary	Primary and Secondary	Not available	Total
Colombo	59	176	83	86	404
Gampaha	73	222	57	185	537
Kalutara	62	156	50	150	418
Kandy	64	190	121	274	649
Matale	57	87	62	115	321
Nuwaraeliya	74	135	80	260	549
Galle	37	137	50	206	430
Matara	28	138	36	159	361
Hambantota	17	152	31	121	321
Jaffna	80	100	118	155	453
Kilinochchi	17	21	24	42	104
Mannar	16	21	31	74	142
Vavuniya	21	39	31	89	180
Mullativu	23	28	23	49	123
Batticaloa	27	95	54	182	358
Ampara	36	135	68	200	439
Trincomalee	17	94	31	172	314
Kurunegala	67	232	116	470	885
Puttalam	28	117	33	187	365
Anuradhapura	62	179	77	244	562
Polonnaruwa	16	69	19	146	250
Badulla	30	159	102	315	606
Monaragala	12	93	48	141	294
Ratnapura	27	164	96	311	598
Kaegalle	50	127	136	218	531
Total	1,000	3,066	1,577	4,551	10,194

Table 39: Percentage of schools having Electricity Facilities

Province	Available (%)	Not Available (%)
Western	99	1
Central	93	7
Southern	99	1
Northern	96	4
Eastern	97	3
North Western	98	2
North Central	97	3
Uva	95	5
Sabaragamuwa	96	4
Total	97	3

Table 40: Percentage of Schools by Drinking Water Sources

Province	Wells/Tube Wells in school premises (%)	Piped Water Facility (Municipal & Urban Councils/Water Supply & Drainage Board)(%)	Water from Streams/Springs (%)	Bowser (%)	Water facility not available (%)
Western	40	54	2	0	4
Central	21	35	20	0	23
Southern	36	52	4	0	8
Northern	73	12	0	5	10
Eastern	29	57	0	1	13
North Western	57	18	0	0	25
North Central	46	32	0	1	21
Uva	25	27	21	1	26
Sabaragamuwa	36	25	20	0	19
Total	40	35	8	1	16

Note: uninterrupted water facility throughout the year

Table 41 :Details of Schools, Students & teachers in Government and Non- Government Schools by province in Sri Lanka

Province	Government Schools					Private Schools				
	No of Schools	Students		Teachers		No of Schools	Students		Teachers	
		Male	Female	Male	Female		Male	Female	Male	Female
Western	1,359	476,781	488,332	8,317	37,508	48	53,223	49,171	920	3,896
Central	1,519	269,756	278,240	8,681	25,377	12	7,801	6,882	163	697
Southern	1,112	264,559	267,136	7,614	22,682	8	1,214	4,703	30	231
Northern	997	118,813	122,272	5,453	12,488	5	4,910	3,385	149	204
Eastern	1,110	196,907	197,827	8,596	13,214	-	-	-	-	-
North Western	1,256	253,226	256,133	7,852	20,387	1	422	779	2	48
North Central	812	144,211	147,786	5,231	12,209	1	390	344	6	31
Uva	900	141,730	148,864	6,441	14,402	4	2,345	58	64	75
Sabaragamuwa	1,129	193,822	199,569	6,450	18,689	1	427	408	11	28
Sri Lanka	10,194	2,059,805	2,106,159	64,635	176,956	80	70,732	65,730	1,345	5,210

Table 41 :Details of Schools, Students & teachers in Government and Non- Government Schools by province in Sri Lanka (cont...)

Province	Special Schools					Pirivenas				
	No of Schools	Students		Teachers		No of Pirivenas	Students		Teachers	
		Male	Female	Male	Female		Clergy	Laity	Clergy	Laity
Western	11	686	417	22	181	146	7,095	7,265	753	667
Central	2	76	48	5	25	109	5,709	3,897	532	433
Southern	4	265	185	29	65	164	6,539	4,961	634	804
Northern	1	65	64	8	21	2	38	251	8	25
Eastern	1	34	7	1	8	23	951	450	84	76
North Western	2	90	78	6	28	97	4,214	4,157	397	482
North Central	1	49	43	6	8	57	2,742	2,133	239	251
Uva	2	127	109	18	30	64	2,600	2,329	242	326
Sabaragamuwa	2	66	87	7	20	91	3,553	3,988	403	426
Sri Lanka	26	1,458	1,038	102	386	753	33,441	29,431	3,292	3,490

Table 41: Details of Schools, Students & teachers in Government and Non- Government Schools by province in Sri Lanka (cont....)

Province	International Schools					Sri Lanka				
	No of Schools	Students		Teachers		No of Schools	Students		Teachers	
		Male	Female	Male	Female		Male	Female	Male	Female
Western	155	22,514	20,082	440	2,930	1,719	567,564	558,002	11,119	44,515
Central	38	4,294	4,048	94	630	1,680	291,533	289,218	9,908	26,729
Southern	13	693	555	18	165	1,301	278,231	272,579	9,129	23,143
Northern	3	114	111	2	24	1,008	124,191	125,832	5,645	12,737
Eastern	7	257	173	5	18	1,141	198,599	198,007	8,762	13,240
North Western	22	898	874	70	214	1,378	263,007	257,864	8,809	20,677
North Central	3	155	152	5	49	874	149,680	148,325	5,738	12,297
Uva	8	391	422	20	73	978	149,522	149,453	7,111	14,580
Sabaragamuwa	16	635	551	20	150	1,239	202,491	200,615	7,317	18,887
Sri Lanka	265	29,951	26,968	674	4,253	11,318	2,224,818	2,199,895	73,538	186,805

Appendix

Details of Provincial Departments of Education in Sri Lanka

	District	Province	Official Address	Tel No.	Fax
1	Colombo	Western	76, Ananda Kumaraswami Mw,Colombo 7	011-2694951	011-2693894
2	Kandy	Central	Kandy	081-2224041	081-2225134
3	Galle	Southern	Upper Dickson Rd, Galle	091-2245823	091-2234157
4	Jaffna	Northern	Maruthanar Madam, Chunnakam.	021-2242806	021-2242801
5	Trincomalee	Eastern	Inner Harbor Rd, Orvis Hill,Trincomalee	026-2222556	026-2222871
6	Kurunegala	North Western	North Western Province,Kurunegala	037-2223211	037-2222545
7	Anuradhapura	North Central	Anuradhapura	025-2222430	025-2222674
8	Badulla	Uva	Badulla	055-2223178	055-2223178
9	Rathnapura	Sabaragamuwa	Getangama, Rathnapura.	045-2222403	045-2222403

Details of Zonal Education Offices in Sri Lanka

	District	Zone	Official Address	Tel No.	Fax
1	Colombo	Piliyandala	Piliyandala	011-2613825	011-2613825
2	Gampaha	Minuwangoda	Minuwangoda	011-2297994	011-2297995
3	Colombo	Colombo	No 50, Vitanage mawatha,Colombo 2	011-2447143	011-2436006
4	Gampaha	Gampaha	Gampaha	033-2222350	033-2222350
5	Colombo	Homagama	Homagama	011-2855245	011-2855219
6	Colombo	Sri Jaya pura	Sri Jaya pura, Battaramulla	011-2876627	011-2874077
7	Gampaha	Negombo	Negombo	011-2265706	011-2265639
8	Gampaha	Kelaniya	Kelaniya	011-2962257	011-2962025
9	Kalutara	Kalutara	Kalutara	034-2222447	034-2222447
10	Kalutara	Matugama	Matugama	034-2247218	034-2247218
11	Kalutara	Horana	Bellapitiya, Horana	034-2262663	034-2262663

12	Jaffna	Jaffna	Chemmani Rd, Nallur, Jaffna	021-2222449	021-2222449
13	Jaffna	Islands	Islands, Velanai	021-2211518	021-2211541
14	Jaffna	Thenmarachchi	Hensman Road, Chavakachcheri	021-3211546	021-2270013
15	Jaffna	Valikamam	Valikamam, Chunnakam	021-2243270	021-2241547
16	Jaffna	Vadamarachchi	1 st Mile Lane, Point Pedro	021-2260291	021-2260291
17	Kilinochchi	Kilinochchi	A 9 road, Ananthapuram, Kilinochchi	021-2285721	021-2285416
18	Mannar	Mannar	Sinnakadai, Mannar	023-2222311	023-2222286
19	Mannar	Madhu	Andankulam, Adampan	023-2050321	023-2050321
20	Vavuniya	Vavuniya South	Kandy Road, Vavuniya	024-2222165	024-2223622
21	Vavuniya	Vavuniya North	Puliyankulam, Vavuniya	024-2051911	024-2051911
22	Mullaitivu	Mullaitivu	Mullaitivu	021-2290316	021-2290017
23	Mullaitivu	Thunukkai	A 9, Mankulam	021-2060032	021-2060030
24	Anuradhapura	Anuradhapura	Jayanti Mawatha, Anuradhapura	025-2225332	025-2223030
25	Anuradhapura	Kebithigollewa	Kebithigollewa	025-2298615	025-2298615
26	Anuradhapura	Kekirawa	Kekirawa	025-2264233	025-2264233
27	Anuradhapura	Thambuttegama	Thambuttegama	025-2276248	025-2276248
28	Anuradhapura	Galenbidunuwewa	Galenbidunuwewa	025-2258245	025-2258245
29	Polonnaruwa	Dimbulagala	Manampitiya	027-2051025	027-2051025
30	Polonnaruwa	Hingurakgoda	Hingurakgoda	027-2246243	027-2056983
31	Polonnaruwa	Polonnaruwa	New town, Polonnaruwa	027-2222185	027-2222185
32	Ratnapura	Ratnapura	Ratnapura	045-2222735	045-2222735
33	Ratnapura	Balangoda	Oluganthota, Balangoda.	045-2287375	045-2287375
34	Rathnapura	Nivitigala	Nivitigala.	045-2279423	045-2279423
35	Ratnapura	Embilipitiya	New Town, Embilipitiya.	047-2230336	047-2261358
36	Kegalle	Kegalle	Kegalle.	035-2222517	035-2222520
37	Kegalle	Mawanella	Mawanella.	035-2246034	035-2246034
38	Kegalle	Dehiowita	Dehiowita.	036-2267412	036-2267099
39	Kandy	Kandy	Kandy	081-2202045	081-2202045
40	Kandy	Denuwara	Pilimathalawa.	081-2575543	081-2069420
41	Kandy	Gampola	Gampola	081-2352695	

42	Kandy	Teldeniya	Teldeniya	081-2374435	081-2374435
43	Kandy	Wathegama	Wathegama	081-2476307	081-2476307
44	Kandy	Katugastota	Katugastota	081-2499684	081-2497847
45	Matale	Matale	Matale	066-2222333	066-2222380
46	Matale	Galewala	Galewala	066-2289303	066-2289303
47	Matale	Naula	Naula	066-2246103	066-2246103
48	Matale	Wilgamuwa	Wilgamuwa	066-2250102	066-2250102
49	Nuwara Eliya	Nuwara Eliya	Nuwara Eliya	052-2222310	052-2222312
50	Nuwara Eliya	Kothmale	Kothmale	052-2259573	
51	Nuwara Eliya	Hatton	Hatton	051-2222412	051-2222412
52	Nuwara Eliya	Walapane	Walapane	052-2279131	052-2279111
53	Nuwara Eliya	Hanguranketha	Hanguranketha	081-2369039	081-2369039
54	Kurunegala	Kurunegala	Kandy Road,Kurunegala	037-2223539	037-2223539
55	Kurunegala	Kuliyapitiya	Kuliyapitiya	037-2281245	037-2281245
				037-2260214/	
56	Kurunegala	Nikaweratiya	Nikaweratiya	037-2260785	037-2260354
57	Kurunegala	Maho	Maho	037-2275873	037-2275874
58	Kurunegala	Giriulla	Giriulla	037-2288360	037-2288360
59	Kurunegala	Ibbagamuwa	Ibbagamuwa	037-2259280	037-2259280
60	Puttalam	Puttalam	Puttalam	032-2267061	
61	Puttalam	Chilaw	Chilaw	032-2223457	032-2223457
62	Galle	Galle	Kalegana,Galle	091-2232389	
63	Galle	Elpitiya	Elpitiya	091-2290291	091-2291084
64	Galle	Ambalangoda	Ambalangoda	091-2258596	091-2258596
65	Galle	Udugama	Udugama	091-2285062	091-2285062
66	Matara	Matara	Matara	041-2222897	
67	Matara	Akuressa	Akuressa	041-2283153	041-2283153
68	Matara	Mulatiyana(Hakmana)	Hakmana	041-2286381	041-2286381
69	Matara	Morawaka	Morawaka	041-2282345	041-2282345
70	Hambantota	Tangalle	Tangalle	047-2242669	047-2240267

71	Hambantota	Hambantota	Hambantota	047-2220113	047-2258374
72	Hambantota	Walasmulla	Walasmulla	047-2245255	047-2245255
73	Badulla	Badulla	Hali-ela	055-2294308	055-2294308
74	Badulla	Viyaluwa	Meegahakiwula	055-2245958	055-2245959
75	Badulla	Bandarawela	Bandarawela	057-2222728	057-2222125
76	Badulla	Mahiyanganaya	Mahiyanganaya	055-2257278	055-2258193
77	Badulla	Welimada	Welimada.	057-2244630	057-2244630
78	Badulla	Passara	Passara	055-2288130	055-2288779
79	Monaragala	Monaragala	Monaragala	055-2276070	055-2277570
80	Manaragala	Wellawaya	Wellawaya	055-2274819	055-2274750
81	Monaragala	Bibile	Medagama	055-2266065	055-2265469
82	Batticaloa	Batticaloa	Batticaloa	065-2224468	065-2227529
83	Batticaloa	Kalkudah	Valaichchenai	065-2257365	065-2257365
84	Batticaloa	Paddiruppu	Paddiruppu, Kaluwanchikudi	065-2250123	065-2250974
85	Batticaloa	Batticaloa Central	Punnaikudah Road, Eravur	065-2241043	065-2241043
86	Batticaloa	Batticaloa West	Kurrinchamunai, Kannankudah	065-5677884	
87	Ampara	Ampara	Ampara	063-2222138	063-2222139
88	Ampara	Kalmunai	Kalmunai	067-2229228	
89	Ampara	Sammanthurai	Police Road, Sammanthurai	067-2261151	067-2261196
90	Ampara	Mahaoya	Mahaoya	063-2244095	063-2244095
91	Ampara	Dehiattakandiya	Dehiattakandiya	027-2250174	027-2250174
92	Ampara	Akkaraipattu	Main Street, Akkaraipattu	067-2277441	067-2277324
93	Ampara	Thirukkivil	Court Road, Thirukkivil	067-2265357	067-2265356
94	Trincomalee	Trincomalee	Sea View Road, Trincomalee	026-2222166	026-2222442
95	Trincomalee	Mutur	Mutur	026-2238256	026-2238256
96	Trincomalee	Kantalai	Kantale	026-2234256	026-2234013
97	Trincomalee	Kinniya	Kinniya	026-2236155	026-2236155
98	Trincomalee	Trincomalee North	Trincomalee North, Gomarankadawala	026-2255064	

Details of Divisional Educational Offices in Sri Lanka

	Zone	Division	Official Address	Tel No.	fax
1	Colombo	Colombo North	300/4 Sirimavo Bandaranayaka Mawata,Colombo 14	011-2232534	
2	Colombo	Colombo Central	Mihindu Mawata, Colombo 12 Wijayakumarathunga Mawata,Polhengoda	011-2322523	
3	Colombo	Colombo South	Colombo 5	011-2513640	
4	Colombo	Borella	Wijaya kumarathunga Mawatha,Narahenpita ,Colombo 5		
5	Homagama	Homagama	Court Road, Homagama	011-2098248	011-2098248
6	Homagama	Hanwella	Hanwella	036-2255284	036-2255284
7	Homagama	Padukka	Arukwatta, Padukka	011-2184244	
8	Sri Jaya' pura	Kolonnawa	Kolonnawa Road, Wellampitiya	011-2533968	011-2533968
9	Sri Jaya' pura	Nugegoda	Nawala , Rajagiriya	011-2805589	011-2805589
10	Sri Jaya' pura	Maharagama	Maharagama	011-2839640	011-2839640
11	Sri Jaya' pura	Kaduwela	Talangama North, Kaduwela	011-2790926	011-2790926
12	Piliyandala	Dehiwala	Nikape, Dehiwala	011-2726909	011-2726909
13	Piliyandala	Moratuwa	Moratu Maha Vidyalaya, Moratuwa	011-2642126	
14	Piliyandala	Kesbewa	Kesbewa ,Piliyandala	011-2613711	011-2613711
15	Minuwangoda	Divulapitiya	Divulapitiya	031-2248468	031-2248468
16	Gampaha	Gampaha	Gampaha	033-2228400	033-2228400
17	Gampaha	Attanagalla	wp/gm/Kalagedihena m.v., Kalagedihena	033-2291061	033-2291061
18	Gampaha	Dompe	Kirindiwela	033-2247166	033-22477166
19	Minuwangoda	Mirigama	Mirigama	033-2273562	033-2273562
20	Minuwangoda	Minuwangoda	Minuwangoda	011-2295833	011-2295833
21	Negombo	Katana	NG/Bandaranayaka K.V.Seeduwa	011-2252941	011-2252941
22	Negombo	Negombo	Negombo	031-2231067	031-2231067
23	Negombo	Ja- ela	NG/Holy Rosary Vidyalaya,Dehiyagatha, Ja ela	011-2059321	011-2059321
24	Kelaniya	Mahara	Kirillawala, Kadawatha	011-2970076	011-2970076
25	Kelaniya	Biyagama	Biyagama Junior School,Biyagama	011-2487733	011-2487733
26	Kelaniya	Kelaniya	Kelaniya	011-2922932	011-2922932

27	Kelaniya	Wattala	Wattala	011-2931260	011-2931260
28	Kalutara	Kalutara	Kalutara	034-2227325	034-2227325
29	Kalutara	Beruwala	Moragalla,Aluthgama	034-2277014	034-2277014
30	Kalutara	Panadura	Panadura	038-2233170	038-2233170
31	Kalutara	Dodangoda	Dodangoda	034-2280725	034-2280725
32	Matugama	Matugama	Pantiya,Matugama	034-2241294	034-2241294
33	Matugama	Agalawatta 1	Agalawatta	034-2249069	034-2249069
34	Matugama	Walallawita	WP/MT/Meril Kariyawasam M.M.V. Meegahatenna	034-2284127	034-2284127
35	Matugama	Agalawatta 2	Palindanuwara, Baduraliya	034-2241293	034-2241293
36	Horana	Bandaragama	Bandaragama	038-2292034	038-2292034
37	Horana	Horana	Horana	034-2261027	034-2261027
38	Horana	Bulathsinhala	Govinna	034-2250191	034-2250191
39	Kandy	Patha Hewaheta	Thalathuoya.	081-2202045	081-2202045
40	Denuwara	Yatinuwara	Siyabalagoda,Danthure		
41	Denuwara	Uda Nuwara	Dawalagala,Handessa	081-2079320	
42	Gampola	Uda Palatha	Gampola	081-2352695	081-2352695
43	Gampola	Ganga-Ihala Korale	Kurunduwatta Bazaar	081-2352695	081-2352695
44	Gampola	Pasbage Korale	Nawalapitiya		
45	Teldeniya	Minipe	Hasalaka		
46	Teldeniya	Madadumbara	Madadumbara	081-2374435	081-2374435
47	Teldeniya	Ududumbara	Ududumbara		
48	Wathegama	Kundasale	Police rd,Menikhinna	081-2377151	081-2377151
49	Wathegama	Patha Dumbara	Napana k.v.,Madawala Bazar,Napana	081-2062514	
50	Wathegama	Panvila	Panvila	081-2472274	081-2476307
51	Katugastota	Harispattuwa	Nugagahawela M.P.S, Nugagahawela	081-2064466	
52	Katugastota	Galagedara	Galagedara	081-2064451	
53	Katugastota	Pujapitiya	Ambathenna,Pujapitiya	081-2064496	
54	Katugastota	Akurana	Azhar National school,Akurana	071-3320334	
55	Katugastota	Hatharaliyedda	Hatharaliyedda	081-2064457	
56	Kandy	Gangawata Korale	K/Keppetipola Vidyalyaya, Kandy	081-2205398	

57	Matale	Matale	Mt/Aluvihara M.V.,Aluvihare,Matale	066-222333	
58	Matale	Rattota	Kaikawala,Matale	071-8097673	
59	Matale	Yatawatta	Yatawatta		
60	Matale	Ukuwela	Ukuwela	071-8199097	
61	Galewela	Galewela	Bambawa,Galewela	066-2288433	
62	Galewela	Dambulla	Thiththawalgolla k.V.,Dambulla	066-2284731	066-2284731
63	Galewela	Pallepola	Pallepola	066-2247312	
64	Naula	Ambanganga Korale	Pallethenna,Rattota	066-2246103	066-2246103
65	Naula	Naula	Bobella,Naula	066-2246103	066-2246103
66	Wilgamuwa	Wilgamuwa	Dewagiriya,Matale	071-3548451	
67	Wilgamuwa	Laggala	Pallegama,Laggala	071-3590676	
68	Nuwara Eliya	Nuwara Eliya	Nuwara Eliya	071-2342891	
69	Nuwara Eliya	Nuwara Eliya Tamil -I	Nuwara Eliya		
70	Nuwara Eliya	Nuwara Eliya Tamil -II	Thalawakele T.M.V,Thalawakele	071-4406426	
71	Nuwara Eliya	Nuwara Eliya Tamil -III	Agarapathana		
72	Kotmale	Kotmale	Kotmale	052-2259573	052-2259573
73	Hatton	Ambagamuwa	Ginigasthenna Central Collage,Ginigasthenna		
74	Hatton	Hatton Tamil -I	Panmore T.M.V,Hatton	051-2222412	
75	Hatton	Hatton Tamil -II	Norwood T.M.V ,Norwood		
76	Hatton	Hatton Tamil -III	St.Joseph's T.M.V,Maskeliya	051-2224920	051-2225720
77	Walapane	Walapane	Walapane	052-2279131	052-2279111
78	Hanguranketha	Udahewaheta	Hanguranketha	081-2369540	081-2369039
79	Galle	Galle	Weliwatta, Galle	091-2232721	091-2232721
80	Galle	Habaraduwa	Ahangama Saripuththa M.V, Ahangama	091-2283681	
81	Galle	Akmeemana	Thalagoda, Akmeemana	091-2232722	
82	Galle	Baddegama	Sandarawala, Baddegama	091-2294280	
83	Elpitiya	Elpitiya	G/ Elpitiya P.S Elpitiya	091-2290967	
84	Elpitiya	Bentota	Miriswatta, Bentota	034-3123124	
85	Elpitiya	Karandeniya	Karandeniya	091-2290993	091-2291084
86	Elpitiya	Divithura Welivitiya	Welivitiya Divithura, Ethkandura	091-2290968	

87	Elpitiya	Pitigala(Niyagama)	Mattaka	091-3939122	
88	Ambalangoda	Hikkaduwa	Hikkaduwa	091-4943937	
89	Ambalangoda	Ambalangoda	Ambalangoda	091-2256801	091-2258596
90	Ambalangoda	Balapitiya	Galle Road, Balapitiya	091-2258112	
91	Udugamqa	Mapalagama	Yatalamatta, Galle	091-3939121	
92	Udugama	Yakkalamulla	Kottawagama, Galle	091-2287050	
93	Udugama	Tawalama	Thawalama	091-4490868	
94	Matara	Matara	Pallimulla,Matara	041-2222555	
95	Matara	Weligama	Weligama	041-2251074	
96	Matara	Devinuwara	Wauva,Devinuwara	041-2225787	
97	Matara	Dickwella	Dickwella	041-2257981	
98	Akuressa	Akuressa	Akuressa	041-2284833	
99	Akuressa	Welipitiya	Denipitiya	041-2251832	
100	Akuressa	Malimboda	Malimboda,Palatuwa	041-2241426	
101	Mulatiyana	Hakmana	Hakmana	041-2287848	
102	Mulatiyana	Mulatiyana	Mulatiyana	041-2268477	
103	Mulatiyana	Kamburupitiya	Kamburupitiya	041-2292724	041-2292724
104	Morawaka	Morawaka	Morawaka	041-2282326	
105	Morawaka	Pasgoda	Urubokka	041-2272409	
106	Morawaka	Kotapola	Kotapola	041-2271193	041-2271193
107	Mulatiyana	Thihagoda	Thihagoda	041-2246301	
108	Tangalle	Tangalle	Tangalle	047-2240128	
109	Tangalle	Beliatta	Beliatta	047-2251481	
110	Tangalle	Agunukolapelessa	Agunukolapelessa	047-2228227	
111	Hambantota	Hambantota	Hambantota	047-2220113	047-2258376
112	Hambantota	Thissamaharama	Thissamaharama	047-2220113	047-2258376
113	Hambantota	Ambalantota	Kiwla, Hungama Ambalantota	041-2227224	
114	Hambantota	Lunugamvehera	Lunugamvehera	071-3213747	
115	Hambantota	Sooriyawewa	Sooriyawewa Town	047-2288214	
116	Walasmulla	Katuwana	Katuwana	047-2248513	

117	Walasmulla	Walasmulla	Walasmulla	047-2245387	047-2245387
118	Jaffna	Jaffna	Jaffna	021-2054111	021-2222449
119	Jaffna	Nallur	Jaffna	021-2054148	021-2222449
120	Jaffna	Kopay	Kopay, Puttur	021-2058931	
121	Islands	Kayts	Kayts	021-2211619	
122	Islands	Delf	Delf	021-2215245	
123	Islands	Velanai	Velanai	021-2211521	
124	Islands	Karainagar	Karainagar	077-9076784	
125	Thenmarachchi	Chavakachcheri	Sangaththanai, Chavakachcheri	021-2270933	021-2270013
126	Valikamam	Uduvil	Uduvil , Chunnakkam	021-2242787	
127	Valikamam	Chankanai	Hindu College Sithankerney	021-2251200	
128	Valikamam	Sandilipay	Sandilipay, Manipay	021-2256199	
129	Valikamam	Tellipalai	Mallakam m.v, Mallakkam	021-2242385	
130	Vadamarachchi	Point Pedro	Point Pedro, Puloly	021-2260317	
131	Vadamarachchi	Karaveddy	Navalarmadam, Nelliady, Karaveddy	021-2261290	
132	Vadamarachchi	Muruthankerny	Muruthankerny, Thalayady	021-2260514	
133	Kilinochchi	Karachchi	A 9 Road, Ananthapuram, Kilinochchi	021-2285823	
134	Kilinochchi	Kandawalai	Kandawalai	021-3208252	
135	Kilinochchi	Pallai	Pallai	077-1909296	
136	Kilinochchi	Poonakary	Poonakary	077-0200009	
137	Mannar	Mannar	Mannar	023-3233712	
138	Mannar	Musali	Musali, Chilawatthurai	023-3233713	023-2222286
139	Mannar	Nanattan	Nanaddan	023-3233711	023-2222286
140	Madhu	Manthai West	Andankulam, Adampan	023-3238487	023-2050321
141	Madhu	Madhu	Thamparaikkulam GTMS, Madhu Road, Madhu	023-3238486	
142	Vavuniya	Vavuniya South-Sinhala	Vavuniya South	024-2227847	024-2223622
143	Vavuniya	Vavuniya South-Tamil	Vavuniya South, Vavuniya	024-2227846	
144	Vavuniya	Vengalacheddikulam	Vengalacheddikulam, Vavuniya	024-2227848	
145	Vavuniya North	Vavuniya North (Nedunkerny)	Puliyankulam	024-2051914	

146	Vavuniya North	Omanthai	Mankkarampadai, Vavuniya	024-2052166	
147	Mullaitivu	Maritimepattu	Maritimepattu	021-2290182	
148	Mullaitivu	Puthukkudiyiruppu	Puthukkudiyiruppu, Mullativu	021-2061684	
149	Mullaitivu	Welioya	Sampathnuwara, Welioya, Ethawetunuwewa	025-2056876	025-2056876
150	Thunukkai	Thunukkai	Mallavi, Yogapuram	026-3202290	
151	Thunukkai	Manthai East	Vannikkulam, Mankulam	026-3202292	
152	Thunukkai	Oddusudan	Vidyapuram, Oddusudan	026-3202291	
153	Batticaloa	Manmunai North	Batticaloa		
154	Batticaloa	Eravur Pattu	Eravur 01	077-5027093	
155	Batticaloa	Manmunai Pattu	BT/Arayampathu MV, Arayampathu-03	077-2801406	
		Koralaipaattu			
156	Kalkudah	North(Vaharai)	BT/KK/Kayankerny sharashwathy Vid, Mankerny		
157	Kalkudah	Koralaipaattu	Valaichchenai	065-2257365	
158	Kalkudah	Eravur Pattu-2	Eravurpattu-2.Chenkalady		
		Manmunai South Eruvil			
159	Paddrippu	Pattu	Kalawanchikudy		
160	Paddrippu	Porativupattu	Vellavelly		
161	Batticaloa Central	Eravur Town(1)	BT/BL/Eravur Aligarh Central College, Eravur		
162	Batticaloa Central	Kattankudy	Kattankudy-06		
163	Batticaloa Central	Koralaipaattu West	Oddamavadi	065-2240834	
164	Batticaloa West	Eravur Pattu west(3)	Karadiyanaru		077-6166711
165	Batticaloa West	Manmunai West	Kurinchamunai Kannankudah	077-9349640	
166	Batticaloa West	Manmunai South West	Paddippalai, Kokkadichcholai	077-2150626	
167	Ampara	Ampara	Uhana Rd,Ampara	071-9648995	
168	Ampara	Uhana	Uhana	063-5671910	
169	Ampara	Lahugala	AM/Singhapura Sinhala Vidyalaya Ulla Pottuvil KM/AL-Aksha Maha Vidyalaya,Natpiddimunai,	071-4496655	
170	Kalmunai	Kalmunai	Kalmunai	071-4418225	067-2229168
171	Kalmunai	Ninthavur	Km/AL-Athan Vidyalaya,Nintavur		
172	Kalmunai	Karaitivu	Karaitivu	077-0165133	

173	Kalmunai	Kalmunai Tamil	Kalmunai-Tamil	077-4124393	
174	Kalmunai	Sainthamaruthu	Sainthamaruthu		
175	Thirukkovil	Tirukkovil	TK/Arunodhaya Vidyalaya, Thambiluvil	077-3337179	
176	Sammanthurai	Sammanthurai	Amparni Rd, Sammanthurai	077-5050154	
177	Ampara	Damana	Damana	071-7991524	
178	Sammanthurai	Navithanveli	Chavalakadai, Kalmunai	077-9060681	
179	Mahaoya	Padiyatalawa	Padiyatalawa	071-2925801	
180	Mahaoya	Mahaoya	Maha-Oya	063-2244095	063-2244095
181	Dehiattakandiya	Dehiattakandiya	Sandunpura,Dehiattakandiya		
182	Akkaraipattu	Addalachchenai	Addalachchenai	076-4192325	
183	Akkaraipattu	Akkaraipattu	Municipal Council Road,Akkaraipattu-01	077-0803700	
184	Akkaraipattu	Potuvil 1(Muslim)	Potuvil	077-5974811	
185	Thirukkovil	Alayadivembu	RKM Road, Alayadivembu,Akkaraipattu 7/2	067-2265356	067-2265356
186	Thirukkovil	Potuvil 2(Tamil)	Komarai M.M.T.M.V. Komarai(E.P)		
187	Sammanthurai	Iragaman	Irakkaman 03	077-7837320	
188	Trincomalee	Trincomalee Town	SC Francis Xavier Mv Trincomalee	077-3206561	026-2222442
189	Trincomalee	Kuchchveli	T/T/Irakkandy Sinhala Vidyalaya Nilaveli		
190	Trincomalee	Thampalakamam	Thampalakamam	026-2222442	
191	Mutur	Mutur	Mutur	077-3579362	
192	Mutur	Eachchilampattu	Eachchilampattu	077-3618475	
193	Kantalai	Kantalai	Kanthalai		
194	Kantalai	Seruwila	Mahawaligama M.V,Seruwila	026-3269645	
195	Kinniya	Kinniya	Kinniya		
196	Kinniya	Mullipothana	Mullipothanaa		
197	Kinniya	Kurinchakeny	Kurinchakeny, Kinniya		
198	Trincomalee North	Gomarankadawala	Gomarankadawala	071-8600963	
199	Trincomalee North	Morawewa	T/Kambakotte Vidyalaya, Pankulama		
200	Trincomalee North	Padavi Sripura	Palugahawanguwa, Padavi-Sripura		071-1872078
201	Kurunegala	Kurunegala	Kurunegala	037-2233823	037-2233823
202	Kurunegala	Polgahawela	Polgahawela	037-2239389	

203	Kurunegala	Mawathagama	Mawathagama	037-2299974	
204	Kuliyapitiya	Paduwasnuwara	Paduwasnuwara		
205	Kuliyapitiya	Bingiriya	Bingiriya	032-2246038	
206	Kuliyapitiya	Kuliyapitiya West	Kuliyapitiya west	037-2282128	037-2282128
207	Kuliyapitiya	Udubaddawa	Udubaddawa	037-1186922	037-2286922
208	Kuliyapitiya	Dahanekgedara	Dahanekgedara	037-2059785	037-2059785
209	Kuliyapitiya	Wariyapola	Wariyapola	037-2268089	037-2268089
210	Kuliyapitiya	Kobeigane	Kobeigane	037-2293034	037-2293034
211	Kuliyapitiya	Nikaweratiya	Magallegama,Nikaweratiya	037-2260180	037-2260180
212	Kuliyapitiya	Kotawehera	Kotawehera,Nikaweratiya	037-3764310	
213	Maho	Maho	Maho	037-2275265	037-2275265
214	Maho	Polpitigama	Polpitigama	037-2273129	037-2273129
215	Maho	Galgamuwa	Galgamuwa	037-2253076	
216	Maho	Giribawa	Giribawa	037-2053666	037-2053666
217	Giriulla	Kuliyapitiya East	Nakkawatta		
218	Giriulla	Alawwa	Narammala	071-8660598	
219	Giriulla	Pannala	Pannala	037-2245268	
220	Ibbagamuwa	Ridigama	Ridigama	037-2252150	037-2252150
221	Ibbagamuwa	Ibbagamuwa	Ibbagamuwa	037-2057039	037-2057039
222	Ibbagamuwa	Ganewatta	Ganewatta	037-2264262	037-2264262
223	Puttalam	Puttalam North	Puttalam North	032-2265818	
224	Puttalam	Anamaduwa	Anamaduwa	032-2263202	032-2263202
225	Puttalam	Kalpitiya	Kalpitiya	032-2260431	032-2260431
226	Puttalam	Pallama	Pallama		
227	Puttalam	Puttalam South	Puttalam South	032-2268170	032-2268170
228	Chilaw	Chilaw	Chilaw	071-7292482	032-2224158
229	Chilaw	Arachchikattuwa	Arachchikattuwa	032-2259076	032-2259076
230	Chilaw	Nattandiya	Nattandiya	032-2254415	032-2254415
231	Chilaw	wennappuwa	Wennapuwa	031-2255387	031-2255387
232	Anuradhapura	Nuwaragampalatha(East)	Nuwaragam palath east, Anuradhapura	025-2254737	025-2223030

233	Anuradhapura	Nuwaragampalatha(Central)	Devanampiyathissa pura, Thisawewa ,Anuradhapura	025-2223030	025-2223030
234	Anuradhapura	Nochchiyagama	Nochchiyagama	025-2257090	
235	Anuradhapura	rambewa	Mihintale Rd, Rambewa	025-1220214	025-2223030
236	Anuradhapura	Wilachchiya	Oyamaduwa mahawillachchiya, Elayapaththuwa.	025-2223030	025-2223030
237	Anuradhapura	Nachchaduwa	Shawasthipura, Anuradhapura.		
238	Thambuttegama	Thambuttegama	Thambuttegama	025-2276248	
239	Thamburttegama	Rajanganaya	Sirimapura,Rajanganaya.	025-2276248	025-2276248
240	Thamburttegama	Galnewa	Galnewa		
241	kekirawa	Kekirawa	Olukaranda ,Maradankadawala Rd ,Kekirawa.	071-7908965	
242	Kekirawa	Palugaswewa	Habarana road ,Palugaswewa.	076-6248272	
243	Kekirawa	Palagala	Andiyagala	025-2264233	
244	Kekirawa	Thirappane	Mahanama maha vidyalaya, Thirappane	071-3244070	
245	Kekirawa	Ipalogama	Ipalogama	072-1619110	
246	Galenbidunuwewa	Galenbidunuwewa	Galenbidunuwewa	071-4479245	
247	Galenbindunuwewa	Kahatagasdigiliya	Kahatagasdigiliya	072-0726910	
248	Galenbidunuwewa	Mihintale	Mihintale	025-2266080	
249	Kebithigollewa	Kebithigollewa	Kebithigollewa	025-2298840	
250	Kebithigollewa	Padaviya	Padaviya	071-2841745	
251	Kebithigollewa	Horowpathana	Horowpathana	025-205668	
252	Kebithigollewa	Medawachchiya	Medawachchiya		
253	Tambuttegama	Talawa	Subodhi mw Kiralogama	077-7748809	025-2276248
254	Higurakgoda	Higurakgoda	Higurakgoda	027-2245687	027-2245687
255	Higurakgoda	Medirigiriya	Medirigiriya	027-2248504	027-2248504
256	Higurakgoda	Elahera	Bakamoona	066-2056604	
257	Dimbulagala	Dimbulagala	Manampitiya	027-2051106	
258	Dimbulagala	Welikanda	Welikanda		
259	Dimbulagala	Aralaganwila	Manampitiya	027-2051106	027-2051106
260	Polonnaruwa	Lankapura	Lankapura, Polonnaruwa.		
261	Polonnaruwa	Thamankaduwa	Polonnaruwa	027-2222184	070-2110471
262	Badulla	Badulla	Kings road Badulla	055-2222602	

263	Badulla	Haliela	Haliela	055-3012146	
264	Viyaluwa	Soranathota	Redeepana, Badulla.	055-3595216	
265	Viyaluwa	Meegahakivula	Meegahakivula.	055-3590372	
266	Viyaluwa	Kandekatiya	Kandekatiya	055-2245610	055-2245610
267	Bandarawela	Bandarawela	Bandarawela	057-2222129	
268	Bandarawela	Haldummulla	Haldummulla	057-3579230	
269	Bandarawela	Haputale	Diyathalawa	057-2229081	
270	Bandarawela	Ella	Dova, Bandarawela	057-2228508	
271	Mahiyanganaya	Mahiyanganaya	Mahiyanganaya.	055-2258775	055-2258775
272	Mahiyanganaya	Ridimaliyedda	Uraniya.	055- 3595222	055-2257278
273	Welimada	Uva- Paranagama	Ambagasdowa	057-2245375	
274	Welimada	welimada	Welimada	057-2244801	057-2244801
275	Passara	Passara	Passara.	055-3595221	
276	Monaragala	Siyambalanduwa	Dombagahawela.	055-2278008	055-2278008
277	Monaragala	Monaragala	Monaragala	071-8273499	
278	Monaragala	Badalkumbura	Badalkumbura.	055-2250140	055-2250140
279	Wellawaya	Buttala	Hijra Lane, Buttala.	055-3595225	
280	Wellawaya	Wellawaya	Wellawaya.	055-2274177	055-2274177
281	Wellawaya	Thanamalwila	Badagama, Thanamalwila	047-3628203	
282	Bibile	Madulla	Dambagalla.	055-2275109	
283	Bibile	Bibile	Bibile	055-2265333	055-2265333
284	Bibile	Medagama	MO/Medagama N.S. Medagama.	055-2266188	055-2266188
285	Ratnapura	Eheliyagoda	Panawala Road,Eheliyagoda.	036-2256159	036-2256159
286	Ratnapura	Kuruwita	Kuruwita.	045-2262167	
287	Ratnapura	Ratnapura-2	Malwala M.v.,Malwala.	045-2229577	045-2229577
288	Balangoda	Balangoda	R/Buddha Jayanthi M.M.V.,Balangoda.	045-2286704	045-2287375
289	Ratnapura	Imbulpe	R/Ratmalawinna M.V.Balangoda.		
290	Balangoda	Weligepola	R/Sri Walagamba M.V.Weligepola.		
291	Nivitigala	Nivitigala	R/Dela M.V.,Dela.	045-2279663	
292	Nivitigala	Ayagama	Ayagama.	045-2250248	045-2250248

293	Ratnapura	Kalawana	Kalawana.	045-2255410	045-2255410
294	Nivitigala	Kahawatta	Kahawatta.	045-2270325	045-2270203
295	Embilipitiya	Godakawela	Godakawela.	045-2240280	
296	Embilipitiya	Kolonna	Kolonna.		
297	Embilipitiya	Embilipitiya	Embilipitiya.		
298	Ratnapura	Ratnapura	Ganga Addara Road,Ratnapura.	045-2231254	045-2231254
299	Ratnapura	Pelmadulla	R/Dippitigala Vidyalaya,Lellopitiya.	045-2275915	045-2275915
300	Kegalle	Kegalle	Kegalle.	035-3221257	035-2222520
301	Kegalle	Galigamuwa	Kegalle.	035-3221256	035-2222520
302	Kegalle	Warakapola	Mahena,Warakapola.	035-2267018	035-2267018
303	Kegalle	Dedigama	Mahena,Warakapola.		
304	Mawanella	Mawanella	Mawanella.	035-3221254	
305	Mawanella	Rambukkana	Ke/Mw/Parakrama M.V.Rambukkana.		
306	Mawanella	Aranayaka	Rivisada M.M.V.Ussapitiya.		
307	Dehiowita	Ruwanwella	Ruwanwella.	036-2267997	036-2267997
308	Dehiowita	Dehiowita	Atulugama Primary School,Dehiowita.	036-2268525	
309	Dehiowita	Deraniyagala	Deraniyagala.	036-2249711	
310	Dehiowita	Yatiantota	Sri Selananda M.V.Bulathkohupitiya.	036-2247335	
311	Dehiowita	Kitulgala	Yatiantotha M.M.V.,Yatiantotha.	036-2270633	
312	Nivitigala	Elepatha	Elepatha M.V.,Elepatha	045-2233778	045-2233778

Worked Team

Statistics Branch – Ministry of Education

A team head and overall guidance by Mr. R.D.N Karunasiri, Head of the Division has been prepared this publication.

Preparation of programs for data entry and error checking

Department of Census & Statistics

Data processing and preparation of tables

Government Schools - Mrs.G.W.C.K.K Sumanasiri, Statistical Officer
Private Schools & International Schools - Mrs.C.L Nakandala, Statistical Officer
Pirivenas - Mrs. D.M Samarawicrama, Statistical Officer
TTCs and NCOEs - Mrs. D.M.P Thalagala, Statistical Officer

Table formatting & Data Checking

Mrs. D.M Samarawicrama, Statistical Officer
Mrs. D.M.P. Thalagala, Statistical Officer

Manual checking of information and data entry

A team comprising of ICT Assistant / Coding Clerks Mrs.P.A Udayangani, Mrs.E.A Chatika, Mrs.K.Patmapriya, Mrs.M.K.S Deepani, Mrs.W.I.T Pieris, Mr.K.A.D.S.S Kodikara, Mrs.D.J Karannagoda, Mrs.L.P Lalani, Development Officer: Mrs. N Hettiarachchi

Preparation of the cover page

Mrs. N Hettiarachchi, Development Officer

Supportive Officers

Public Management Assistant: Mrs.N.D Yapa, Document Assistant: Mrs.D.A Padigama
KKS: A.S Silva